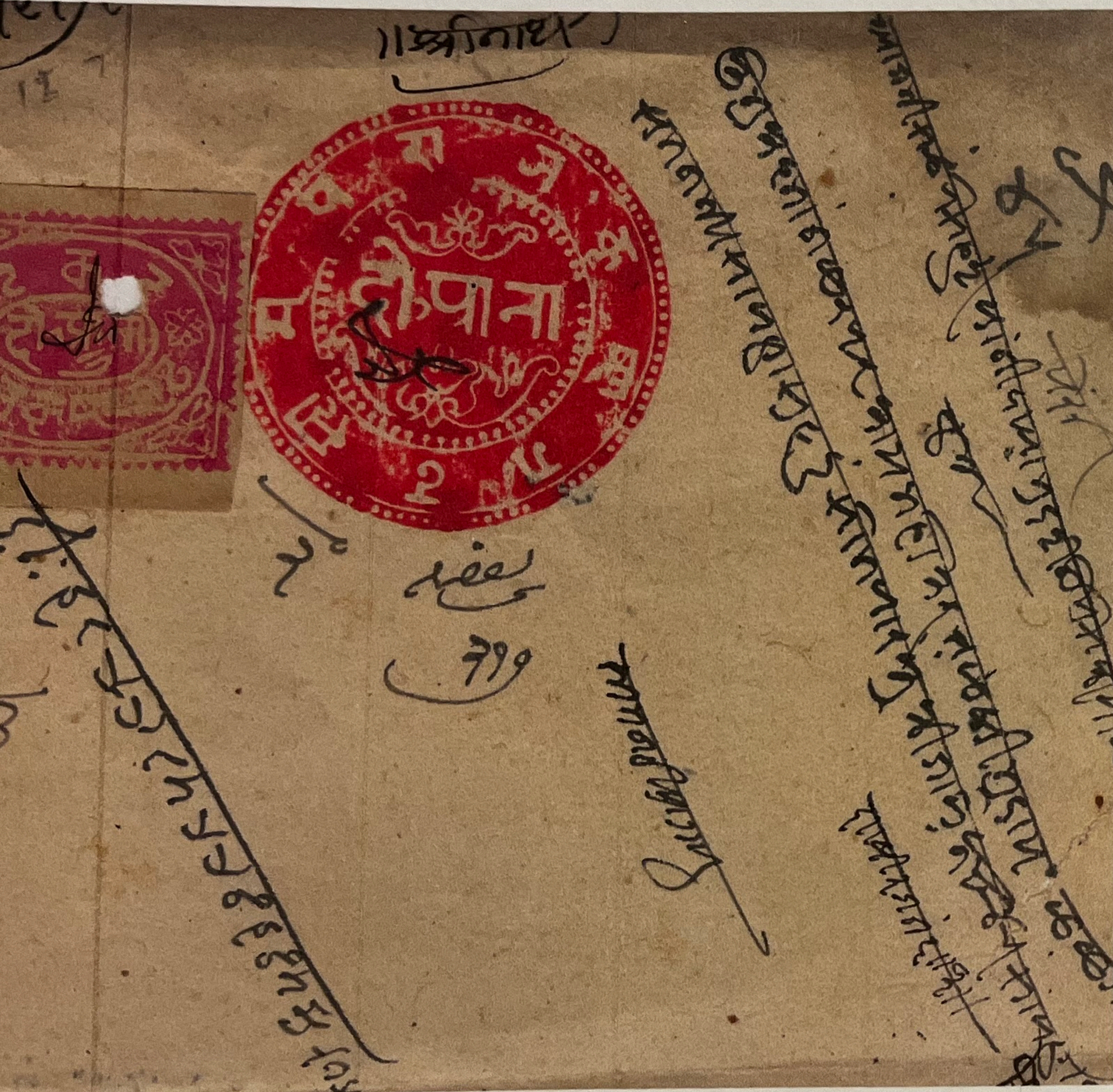


Sample of 2 Annas stamped paper (oily print) with an added 1 Anna pink typographed stamp on the front. The stamp is punched and seal are cancelled with 'JW' in manuscript. The first two letters of Jwala Prasad, the Chief Duty Officer. Four 1 Anna pale green and a single 4 Anna orange typographed stamps have been added to the reverse to make the 11 Annas Fee.

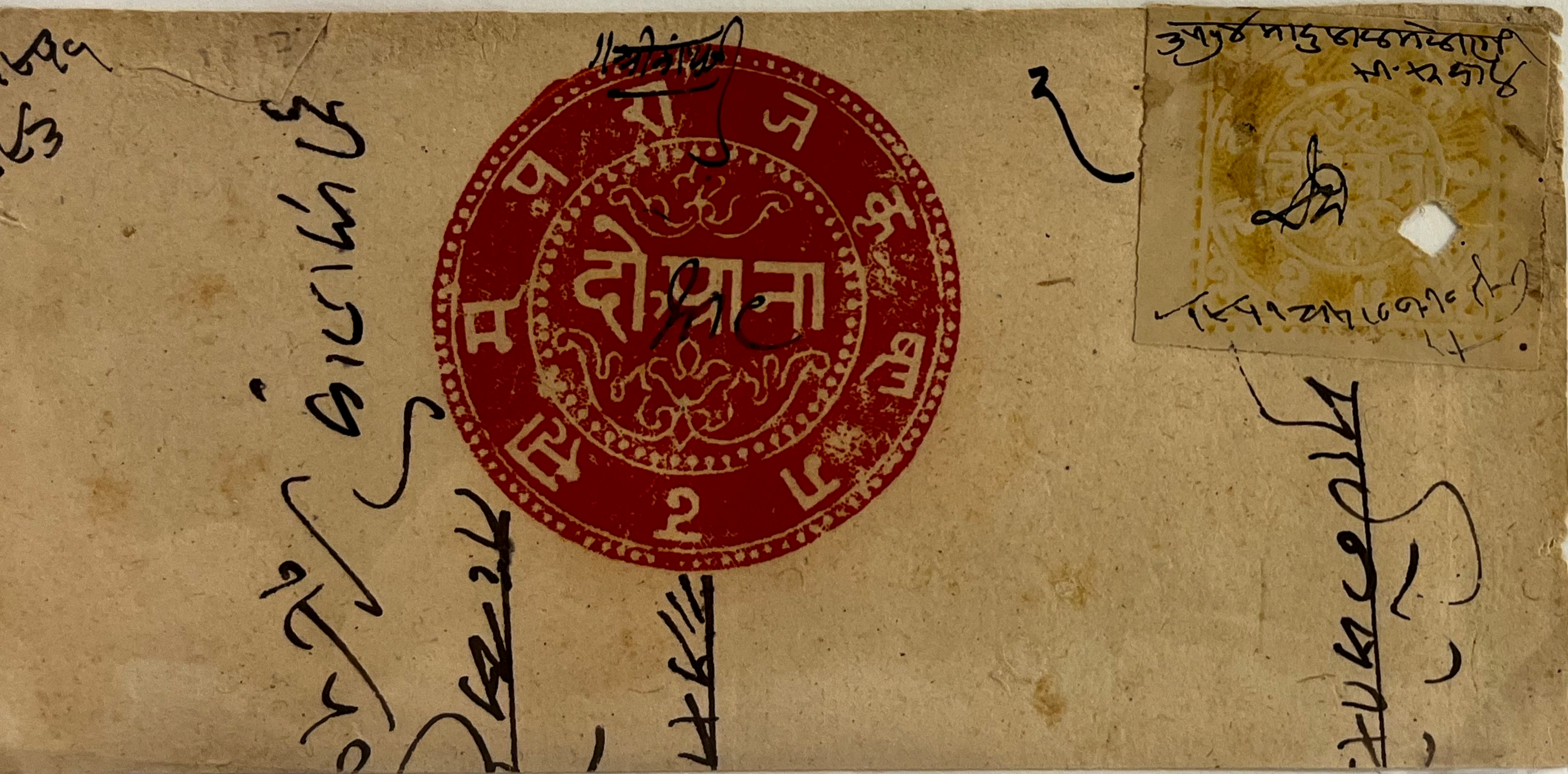
Scan of front (70%)



Reverse (folded)




example of 4 annas stamped paper (oily print) with an added 1 Anna pink typographed stamp is shown on the right. The stamp is punched and both the stamp and seal are cancelled with "JW" in manuscript. "JW" are the first two letters of Jwala Prasad, the Chief Duty Officer who presided over the introduction of revenue stamps. Fees = 5 Annas.



An example of 2 Annas stamped paper (oily print) with an added 4 Anna lemon typographed stamp is shown on the left. The seal is cancelled with "MC" in manuscript and the stamp is punched and signed by a person other than Jwala Prasad or Mool Chand. This together with the use of a different shaped punch implies that the stamped paper was provided by Kishangargh but used elsewhere when the revenue stamp was added. The punched hole is of a different style than usually used in Kishangargh. Fees = 6 Annas.

An example of 4 Annas stamped paper (oily print) with added pair of 5 Rupees chocolate, a single 1 Rupee red brown, strip of three and two single 4 Annas red brown and a single 2 Annas yellow typographed stamps is shown on the right. The stamps are punched and all the stamps and seal are cancelled with "JW" in manuscript. All 2 Anna stamps are inscribed "TOW" instead of "TWO". Fees = 12 Rupees 10 Annas



An example of 4 Annas stamped paper (oily print) with two 5 Rupees dull violet, a single 1 Rupee red brown of eight 4 Annas rose pink, a pair and a single 4 Annas brown and a single 2 Annas olive typographed stamps are punched and all the stamps and seal are cancelled with "JW" in manuscript. Multiples of these stamps Fees = 14 Rupees 2 Annas.

Part 3 - CATEGORIES - ANTI - GRAHAM MOVEMENT

Graham was a major political figure in the first half of the 19th century and not really a... The British... Giuseppe Mazzini... the repeal of the corn laws for example... an uprising in Bologna with the help of some... plan an uprising in Bologna with the help of some... the opening of Mazzini's mail... authorized the opening of Mazzini's mail... Neapolitan government and... the Punch... Wafer seals. Three


A free frank front signed by Sir James Graham sent from Longtown to Galashiels and in August 1836 when he was MP for East Cumberland

In 1899 postage stamps inscribed "revenue and postage" were used on stamped paper to pay court and revenue fees. An example of 4 Annas stamped paper (oily print) with added a single brown, a block of four 1 Rupee green, a strip of three 4 Annas chocolate pin perf and a single 2 Annas orange stamps. The stamps are punched and all the stamps and seal are cancelled with a manuscript. Fees = 7 Rupees 2 Annas.



१५९८
३३३३

॥ श्रीगणेशाय ॥



अरजीदादा बलीगो अदालत दीवाना हकूमतसरवर.

छीतराजबन्धु पुरधी राजमोदीसा असेदा बसुबाही कोतरे मरसा जाट

कितसरवर — बुदही मीया — बुदामल

Part 2 - TYPES OF WAFER SEALS

Paper Wafer Seals

Water seals were made of plain or highly surfaced paper of many designs. The two part sheets at the foot have been for use in the USA but possibly manufactured in Great Britain.





Alternative ways of sealing a letter. As an alternative to using a wafer seal, one can occasionally find examples shown below are really the forerunners of postage services.

Two examples of very similar style on gummed paper produced in the 1830s.

Advertising Royal Mail Coach

55
984
STATION OFFICE
KISHANGARH

॥ श्री गणेश ॥



१२७६
११५

सूत्र कवचाना क्रम ११५
११५

गार सुगां कल कामड सी...
मुद
कलगीरधादीसीवेनपु
म.कमसुमातरमलीउं
अत्रहकतां-सोनेनपुडा
पुदायलि-इका

Structure of the exhibit and references
1. Securing the Letter
2. Water Seals
3. Adhesive
4. Paper
5. Wax
6. Seal
7. Envelope
8. Box
9. Bag
10. Bundle
11. Parcel
12. Package
13. Container
14. Vessel
15. Jar
16. Pot
17. Can
18. Bottle
19. Jar
20. Pot
21. Can
22. Bottle
23. Jar
24. Pot
25. Can
26. Bottle
27. Jar
28. Pot
29. Can
30. Bottle
31. Jar
32. Pot
33. Can
34. Bottle
35. Jar
36. Pot
37. Can
38. Bottle
39. Jar
40. Pot
41. Can
42. Bottle
43. Jar
44. Pot
45. Can
46. Bottle
47. Jar
48. Pot
49. Can
50. Bottle
51. Jar
52. Pot
53. Can
54. Bottle
55. Jar
56. Pot
57. Can
58. Bottle
59. Jar
60. Pot
61. Can
62. Bottle
63. Jar
64. Pot
65. Can
66. Bottle
67. Jar
68. Pot
69. Can
70. Bottle
71. Jar
72. Pot
73. Can
74. Bottle
75. Jar
76. Pot
77. Can
78. Bottle
79. Jar
80. Pot
81. Can
82. Bottle
83. Jar
84. Pot
85. Can
86. Bottle
87. Jar
88. Pot
89. Can
90. Bottle
91. Jar
92. Pot
93. Can
94. Bottle
95. Jar
96. Pot
97. Can
98. Bottle
99. Jar
100. Pot