

TURKEY

The First Issue

The first issue of Turkey is classified in three settings which were issued between 1863 and mid 1864. A coloured control band which validated the stamps for use was printed on the stamps in a second operation.


First Setting: This issue was printed in 1862 but not issued until mid 1864 as it was considered to be an inferior printing. The stamps were printed close together and the control band always overlaps the design due to lack of space. There were two values: 2 and 5 piastres.



Second Setting: This setting was issued in January 1863 and on printed pelure paper: alternate rows were tête-bêche. There were four values: 20 paras and 1, 2 and 5 piastres.



Third Setting: This setting was issued in December 1863 and was also printed in tête-bêche rows. The paper varies from normal to very thick. There were two values: 20 paras and 1 piastre.



"Postage Due" stamps: Stamps printed in brown are sometimes referred to as postage due stamps but this is incorrect. They were applied by postal officials in main post offices to letters posted in small towns where the sender paid in cash and no stamps were available. These were issued in the second and third settings.



TURKEY
1864
First Issue - First Setting
Pelure Paper

The stamps of the first setting were printed in 1863 but were not issued as they were unsatisfactory. They were finally issued in 1864 when stocks of the second setting ran low. The transfer block for this setting did not have the tete beche arrangement and the rows were very close together. The control band always overlaps the stamp design.

2 Piastre

Pale Blue



Blue




Control band at top and bottom



The first setting of the 2 piastres can be identified by the absence of the "secret mark" of the second setting: a dash in the fourth pearl from the right corner.



First



Second


TURKEY
1863
First Issue - Second Setting
Pelure Paper

20 Paras - unused

Pale yellow



Yellow



Golden yellow



Paper split/overlap variety. It appears that the stamp design was printed when the parts were overlapping and then the control band was printed only on the right part.



TURKEY
1863
First Issue - Second Setting
Pelure Paper

20 Paras - used

Pale Yellow



Yellow



Golden Yellow



Tête-bêche Pair















TURKEY
1863
First Issue - Second Setting

20 Paras - Stone Composition









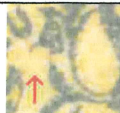
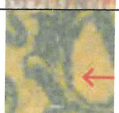

This stamp issue was lithographed. A transfer block of 12 was made by copying a single master impression twice to create a vertical tête bêche pair and then replicating that 6 times to give a block of 12. This transfer block was then used to make a printing stone of 168. The 20 Paras stamp is wider than the other values and so the last column was erased to leave 154.

BLOC REPORT

TIP	1	2	3	4	5	6	TYPE
							
							
TIP	7	8	9	10	11	12	TYPE

Bord de feuille

Bord de feuille

1		Special and regular form of the zero.	7		Breaks in the branch of the ughra.
2		Small line between frame lines at right.	8		Special form of zero.
3		Small lines between frame lines at the upper left.	9		The Zero in 20 is larger and flatter.
4		Dot inside of the crescent on the right.	10		Bottom part of the zero flatter
5		Break in the ornament	11		Break in the outside of the ornament surrounding the number 20.
6		Small dot on the circle enclosing the numerals.	12		Small line between crescent and frame line.

TURKEY
1863
First Issue - Second Setting
Pelure Paper

1 Piastre - unused

Greyish Mauve



Greenish Grey



Deep Grey



Grey



TURKEY
1863
First Issue - Second Setting
Pelure Paper

1 Piastre - used
Slate Blue



Greyish Mauve



Greenish Grey



Deep Grey



Grey



teke kiche bilet?

TURKEY
1863
First Issue - Second Setting

1 Piastre - Stone Composition

The make up of the transfer block of 12 is shown below.

BLOC REPORT

tip	1	2	3	4	5	6	TYPE
							
tip	7	8	9	10	11	12	TYPE
							

Bord de feuille

1. Top frame-line broken and repaired. Lower horn of ornament in N.E. corner is extended to centre frame-line.
- 2 N. and W. frame-lines broken or weak near corner.
- 3 Frame broken and repaired low right. Top frame broken near N.W. corner. Outer loop of Toughra weak or broken on top of curve.
- 4 Blurred scratches across the centre frame-line on right. Oval frame of numeral is broken on left.
- 5 The frame-lines are broken top left and low right and the arms of Toughra are also broken—the lower near the tip.
- 6 The frame-lines are weak as in No. 2 and also low right. The centre (or at times the inner frame-line at N.W. corner) is extended. Upper Toughra arm broken at the base.
- 7 Connecting line between inner frame-lines near left tip of the crescent. Frame-lines broken as in No. 5.
- 8 A small dot inside the crescent on right. It is often faint and indistinct.
- 9 The first letter of the Turkish inscription in the crescent is broken in the middle.
- 10 Break in ornament at the base to S.W.
- 11 The frame-lines are broken as in No. 5. A small dot in centre of low right break is distinctive.
- 12 The frame-lines are weak or broken as in No. u, and a small and distinctive break at S.E. corner. Toughra arms are weak or broken centrally.

TURKEY
1863

First Issue - Second Setting
Pelure Paper

2 Piastres - unused

Blue Green



Greenish Blue



Blue



Variety - control band at top



TURKEY
1863

First Issue - Second Setting
Pelure Paper

2 Piastres - used
Blue Green



Greenish Blue



Blue



Varieties

Control band
on reverse



Pre-printing
paper fold















TURKEY
1863

First Issue - Second Setting

2 Piastres - Stone Composition

The make up of the transfer block of 12 is shown below.

BLOC REPORT

TIP	1	2	3	4	5	6	TYPE
							
							
TIP	7	8	9	10	11	12	TYPE

Bord de feuille

Bord de feuille

1. At least two and sometimes three or four lines connect inner and outer frame line of left top corner. Right side border pearls weak broken impression. Dot in centre of fifth pearl from bottom left corner. Dot on left side of base supporting Arabic 2.
2. Pearls of upper right-hand corner missing or weak impression. The dot in the left upper part of design surrounding the Arabic 2 is either missing or a very weak impression. No dot on left side of base supporting Arabic 2.
3. Bottom protruding line of Toughra has crook in it. Border lines exceptionally well defined, bottom lines are heavy. Top of Arabic 2 not well defined.
4. Break in frame over Arabic 3. Bottom protruding line of Toughra missing or very weak. Right side pearls very weak, partly missing.
5. Breaks in top lines of Toughra. Arm of Toughra weak. Lower left line of crescent has blobs and is decidedly thinner than right side.
6. Upper left part of Arabic 2 is uninked in centre. An extra narrow oval-shaped pearl in upper left corner is distinct. Toughra is weak and poorly defined.
7. Bottom frame missing just ahead of corner design on right. Upper line of crescent missing almost completely on right.
8. All upper lines of Toughra broken. Outside loop of Toughra broken on top. Pearls on top and left border incomplete.
9. Outside loop of Toughra weak line. Extra dot on right side in crescent design. Break in bottom left side of frame lines.
10. Almost perfect print of design except for a few broken pearls on left frame makes it stand out.
11. Breaks in outer frame of design surrounding Arabic 2. All pearls are open on right side and upper part of left side.
12. Upper line of crescent very weak and broken. Outer loop of Toughra has a large break on top. Lower Toughra line weak and broken. Break in design surrounding Arabic 2 on left run right through frame lines.

TURKEY

1863

First Issue - Second Setting
Pelure Paper

5 Piastres - unused

Pale Rose



Rose



Variety - missing control band



TURKEY
1863
First Issue - Second Setting

5 Piastres - used and unused

Purple Brown



Red Brown



Orange Brown



TURKEY
1863
First Issue - Second Setting
Pelure Paper

5 Piastres - used

Pale Rose



Rose



Deep Rose / Carmine



TURKEY
1863
First Issue - Second Setting

5 Piastres - Stone Composition

The make up of the transfer block of 12 is shown below.

BLOC REPORT

TIP	1	2	3	4	5	6	TYPE
TIP	7	8	9	10	11	12	TYPE

Bord de feuille

Bord de feuille


1. Outside right border heavy, connects both inner frame line at three places. Upper left inside design has only slight break at left near secret dot mark. Upper right inside design sharp and clean. Outside border weak and broken upper left corner.
2. Upper left inside corner design, line on left complete but has two tiny circles in line at left. Upper right inside corner design has extra little square on point. Rest of design sharp all over.
3. Upper left inside corner design has thickened line at top corner, which extends beyond corner. Upper right inside corner design has similar thickened line at top, but it stops at blunt corner. Lower left corner line connects with border.
4. Upper right corner design has a dent on right side. Upper left corner design has a wide break on left side above secret dot. Dot on left of line extending from bottom of Tougra.
5. Left upper corner design sharp and clear, only upper line extends into margin. Outer left corner dot in square, irregular lines of square extend at upper left and right. Tougra exceptionally well denned. Right border line weak.
6. Left upper corner design extends into margin. Outer left corner dot touches bottom. Right corner design has thick flat corner. Tougra not well defined.
7. Upper border line design practically non-existent. Upper right corner inside design has break in top line and dent in right line near end. Tougra arms joined in centre.
8. Upper left inside design top line extends into margin, left side has break near secret dot mark. Upper right inside design top line thickened part way. Border design complete; all four corners have dots.
9. Upper inside left corner design has break below secret dot mark. Border nearly gone from this point to top of lower corner design. Design gone at left side of crescent.
10. No dot in right corner border square. Right inside upper corner design has a dent and is otherwise irregular on right side.
11. Upper right corner a dot in a square. Left upper corner, like No. 12 except dot touches lower part. Inner line of left corner design has two breaks on left parallel to secret dot mark. Right corner design sharp and clear. Right border line weak.
12. Outside left-hand corner border is irregular in shape with lines extended at top left and right, oval dot in centre. Right corner is a black square. The inner line of left corner design has a break on left parallel to secret dot mark. Right corner design not sharp or clear in upper corner.

TURKEY
1863
First Issue - Third Setting
Thick Carton Paper

20 Paras - unused
Yellow



Possibly the largest recorded multiple of the 20 para



Golden Yellow




TURKEY
1863
First Issue - Third Setting
Normal to Thick Carton Paper

20 Paras - used
Pale Yellow



Town cancellation:
Edirne (Adrianople)

Yellow



TURKEY

1863

First Issue - Third Setting
Normal to Thick Carton Paper

1 Piastre - unused


Grey



Grey

Deep Grey

Greenish Grey



Slate



Red lilac with paper coloured yellow on back



TURKEY
1863
First Issue - Third Setting
Normal to Thick Carton Paper

1 Piastre - used

Greenish Grey



Slate



Grey



TURKEY

1863

First Issue - Second Setting

20 Paras - 'Postage Due' - unused

Yellow Brown



Red Brown



Orange Brown



Purple Brown



TURKEY

1863

First Issue - Second Setting

20 Paras - 'Postage Due' - used

Yellow Brown



Red Brown



Purple Brown



Orange Brown



TURKEY

1863

First Issue - Second Setting

1 Piastre - 'Postage Due' - unused

Red Brown



Yellow Brown



Purple Brown



TURKEY

1863

First Issue - Second Setting

1 Piastre - 'Postage Due' - used

Red Brown



Yellow Brown



Brown



Purple Brown



Orange Brown



TURKEY
1863
First Issue - Second Setting

2 Piastres - used and unused

Yellow Brown



Brown



Red Brown



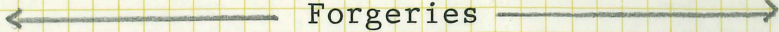
Brick Red Brown



TURKEY
First Issue - Forgeries

Genuine

Forgeries



20 Paras Genuine - Short line joining two to frame lines



1 Piastre Genuine - Small dot outside left inner frame line



2 Piastres Genuine - Dash in fourth pearl from right (not for first setting)



5 Piastres Genuine - Small dot between frame lines



TURKEY

The First Issue

c1863

A cover franked with two 2 piastre and two 5 piastres tamps of the second setting of the first issue cancelled by an indistinct postmark. The stamps and the cover do not belong - it is a FAKE.



Nº 138342

THE ROYAL PHILATELIC SOCIETY
LONDON



41, Devonshire Place,
London, W1N 1PE

Meeting of - 5 NOV 1986

AFTER CONSULTATION

In the OPINION of The **EXPERT COMMITTEE** the item
submitted as

Turkey: 1863-64 S.G. Nº 36 4a.
2p. Black on Greenish blue - imperf (two)
5p. Black on Pale Red - imperf (two) - used on
Cover is a Faked Cover.

Observations

[Signature]
Chairman

[Signature]
[Signature]
[Signature]

R. A. Dehn
[Signature]
Stephe Holder

Submitted by T. J. Huxley

TURKEY
1863

First Issue - Third Setting
Normal to Thick Carton Paper

1 Piastres - used

Mauve



Greenish Grey with paper coloured yellow on back



Grey with paper coloured yellow on back



Town cancellation:
Der Aliye
(Constantinople)



Prohibit!