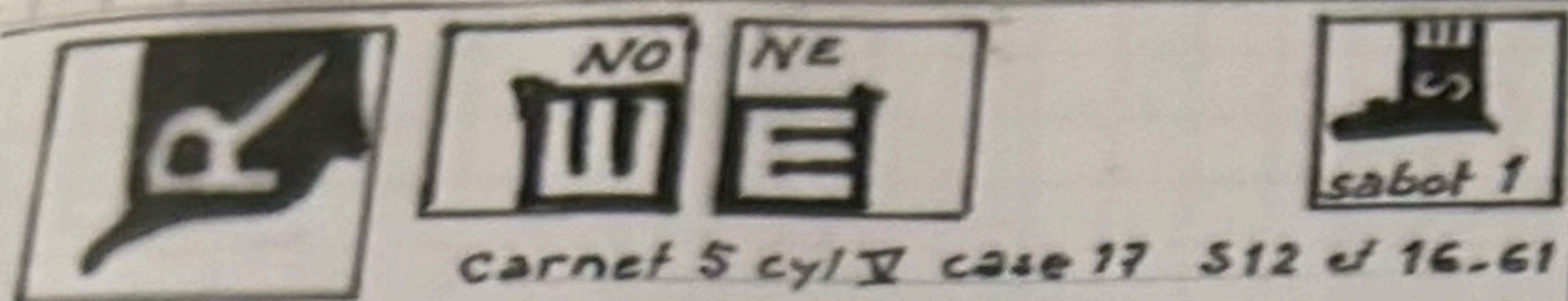
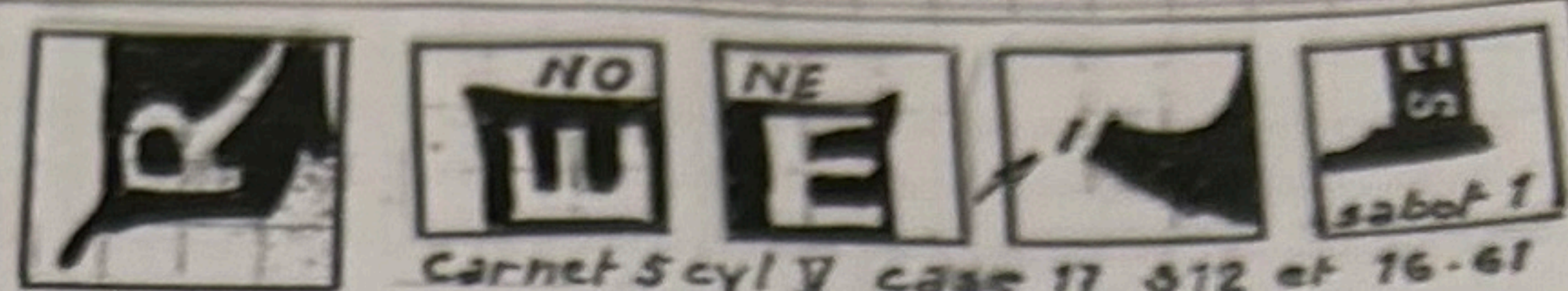


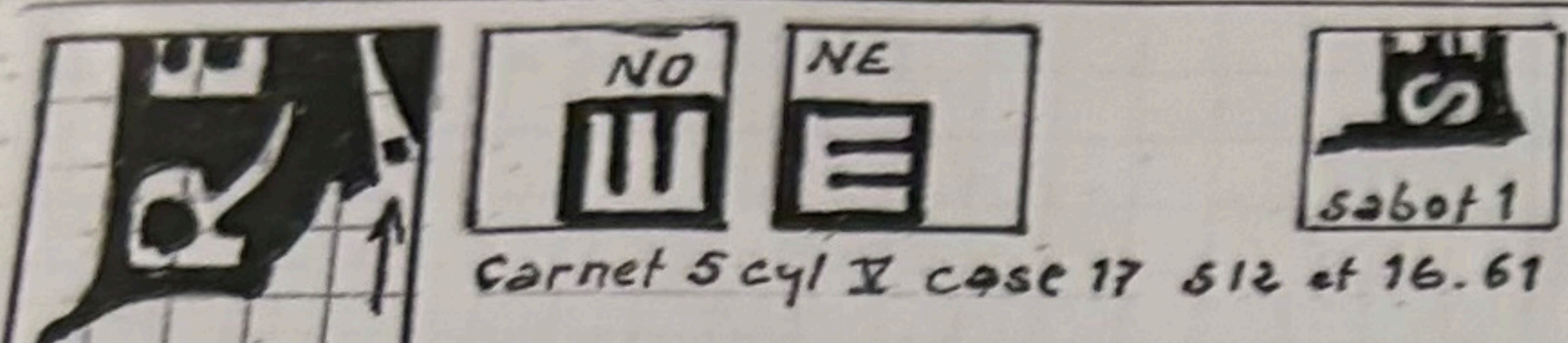
DETAILS SUR L'ETUDE DES COWS S.O (VOIR LES REPERES * CATALOGUE)



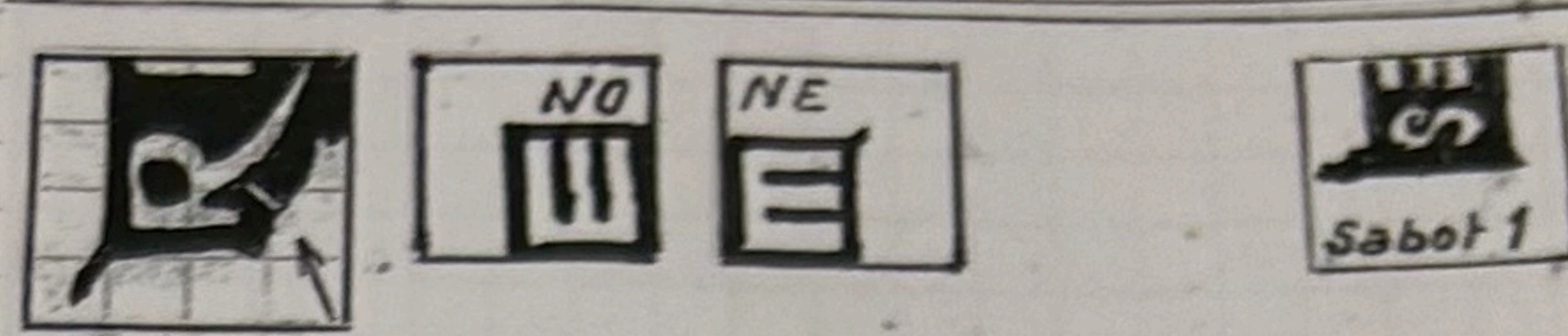
8.11.61
Carnet 5 cyl V case 17 512 et 16.61
A138 Etat 1



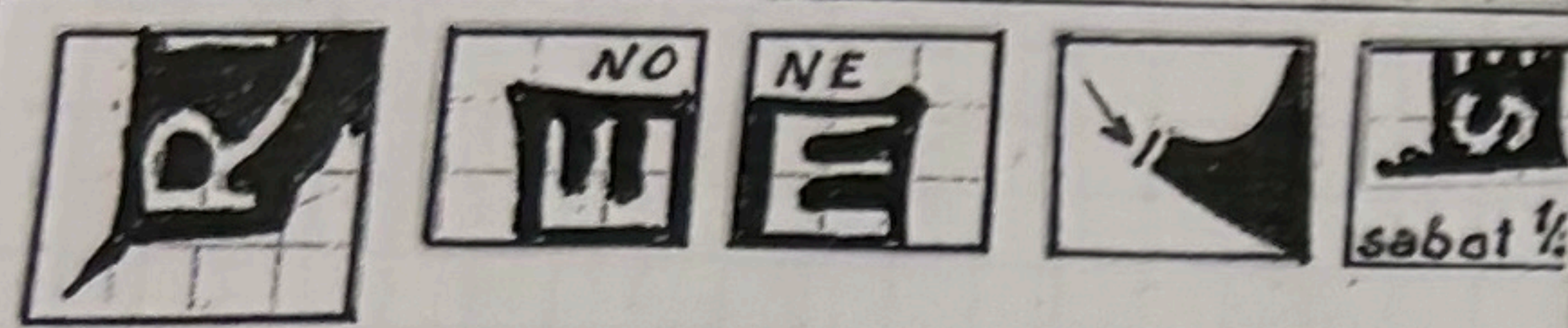
6.10.61
Carnet 5 cyl V case 17 512 et 16.61
A138 Etat 2



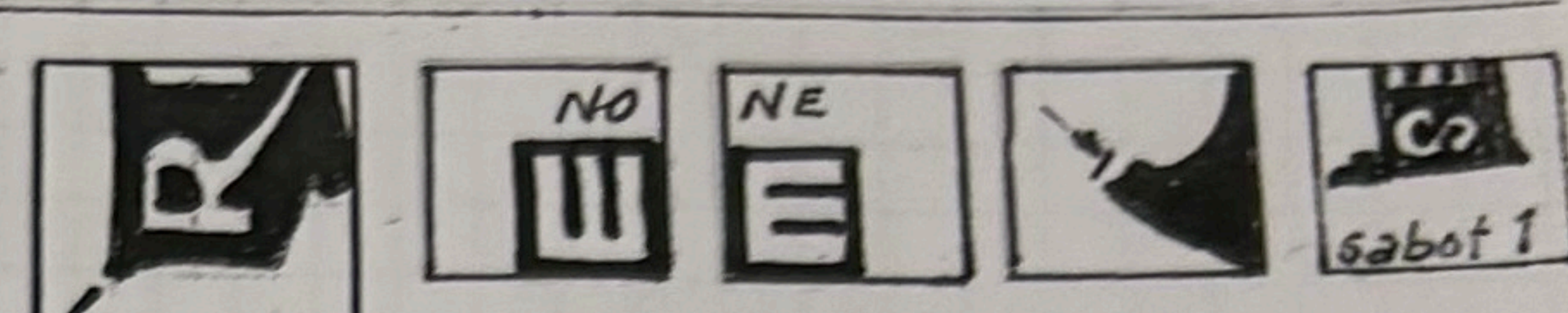
5.12.61
Carnet 5 cyl V case 17 512 et 16.61
A138 Etat 3




7.11.61
A138 Etat 4




8.12.61
GT 21 A138 Etat 5



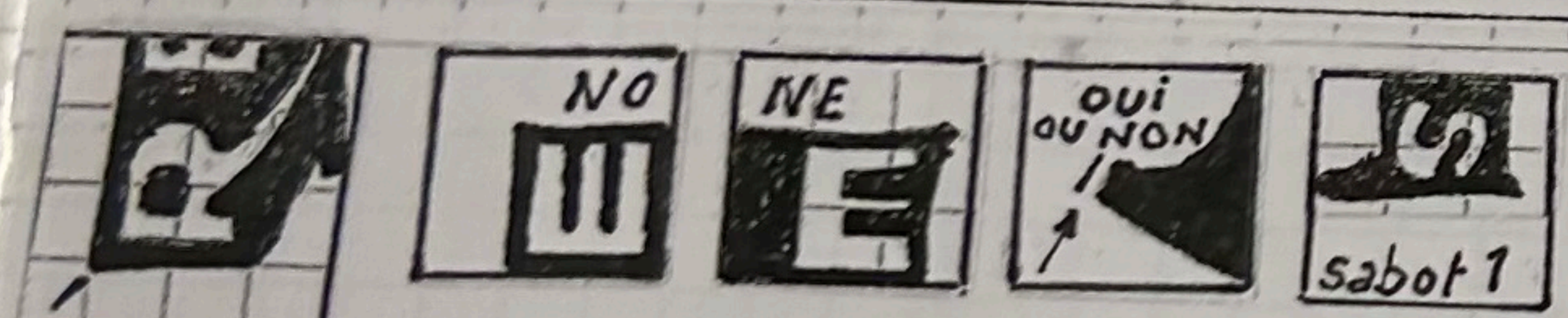
7.61
A138 Etat 6




3.9.61
A138 Etat 7



8.12.61
A138 Etat 8



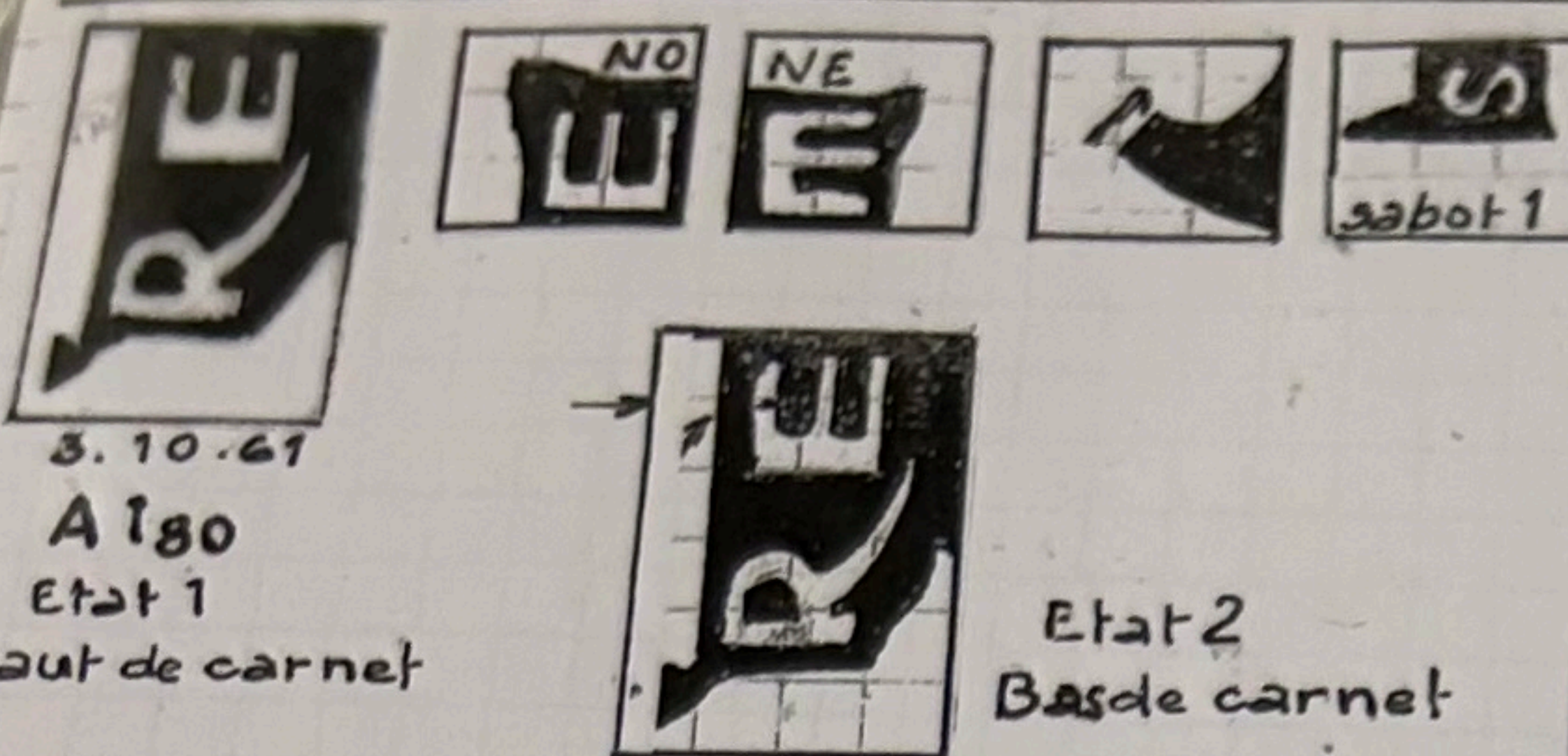
3.12.61
A138 Etat 9



3.61
A138 Etat 10

A138 Etat 11

DETAILS SUR L'ETUDE DES COINS S.O (VOIR LES REPERES * CATALOGUE



3.10.61

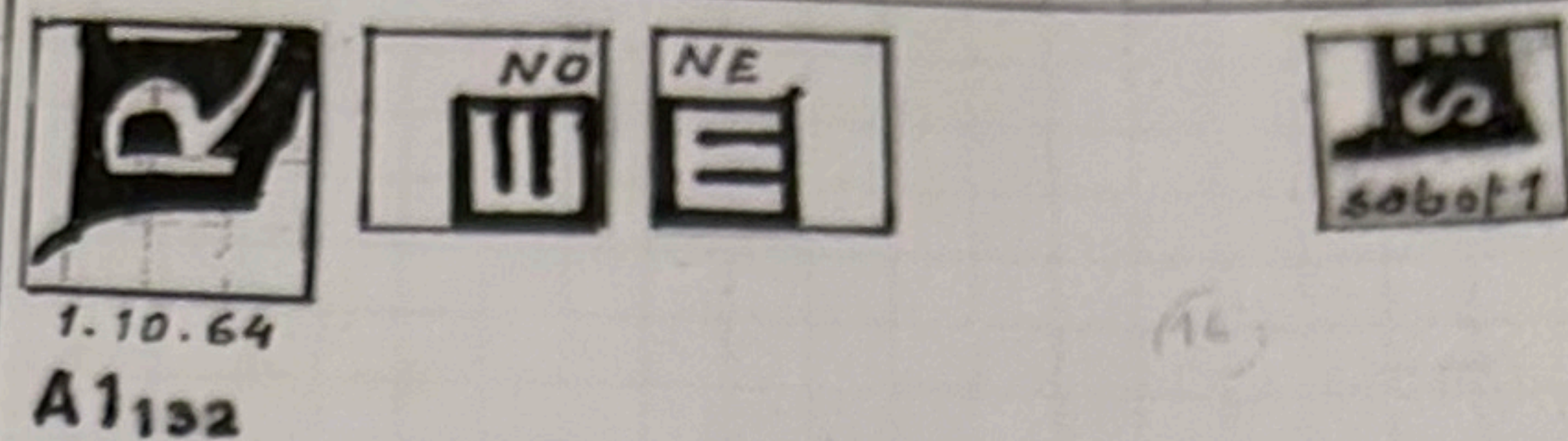
A130

Etat 1

Haut de carnet

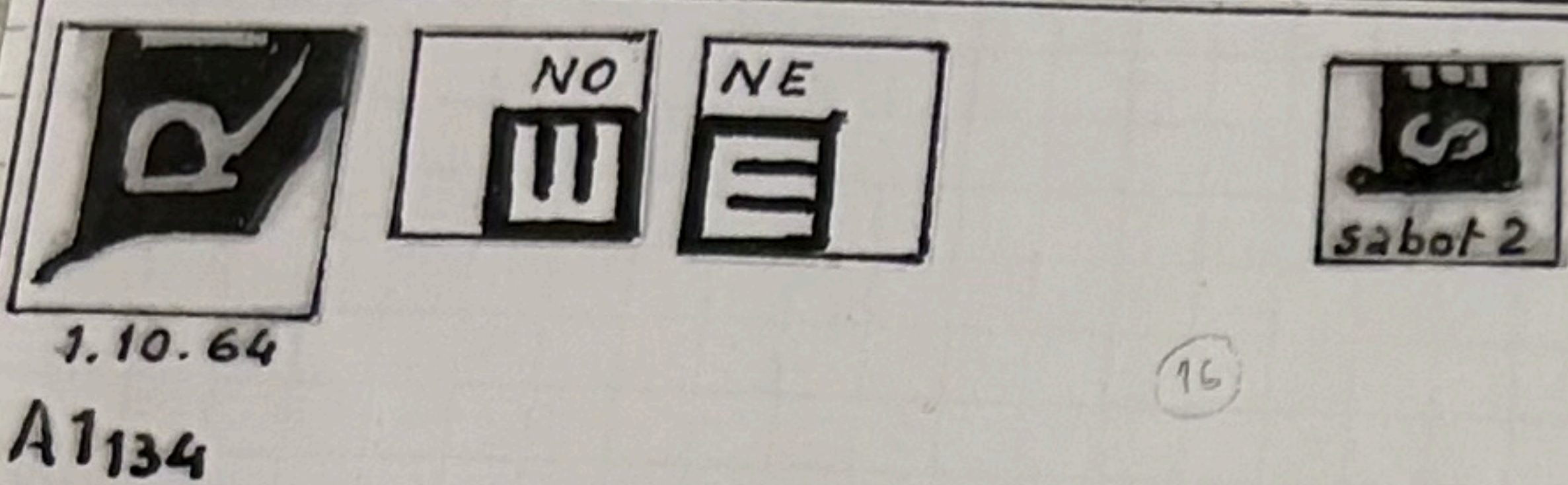
Etat 2

Bas de carnet



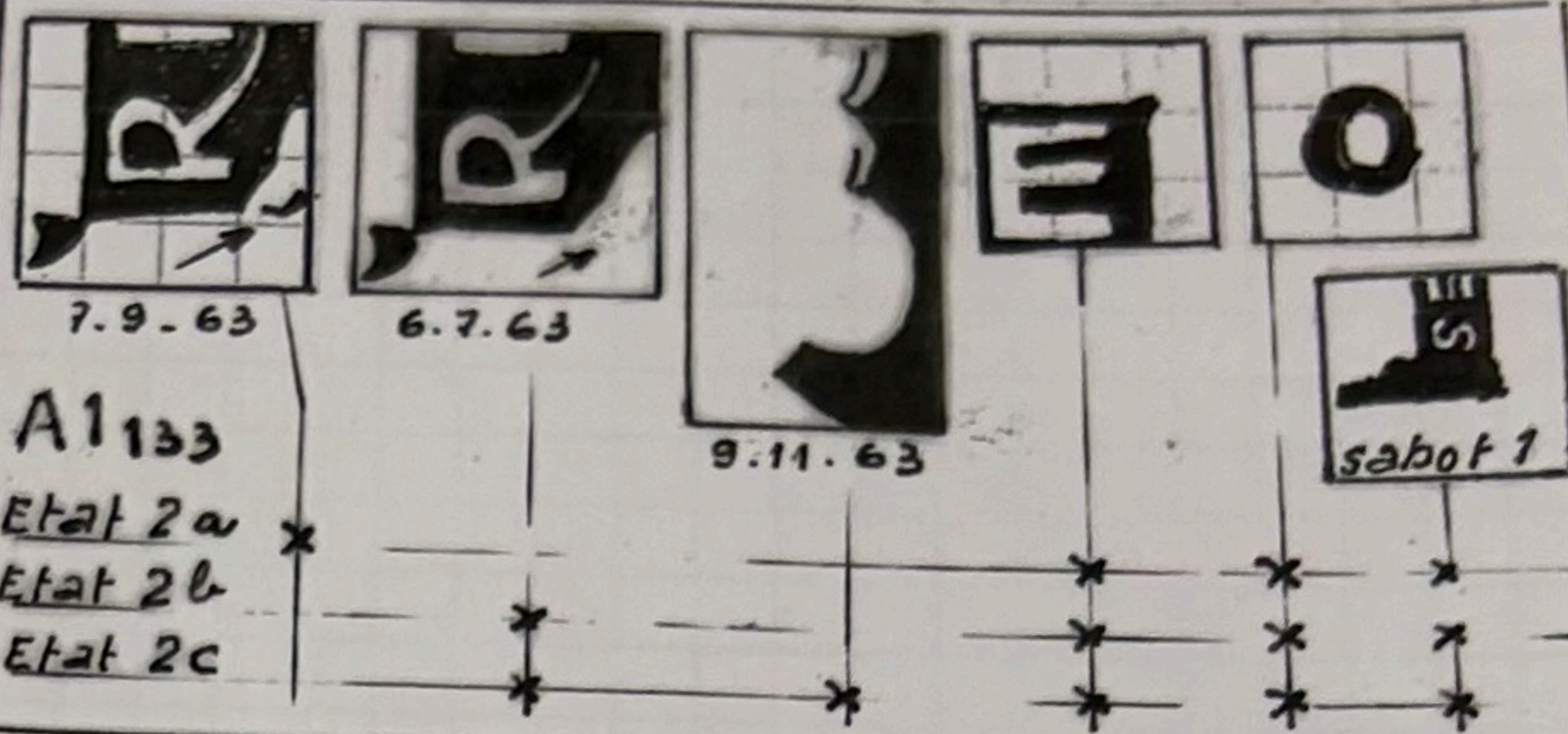
1.10.64

A132



1.10.64

A134



7.9.63

6.7.63

9.11.63


A133

Etat 2a

Etat 2b


Etat 2c

sabot 1



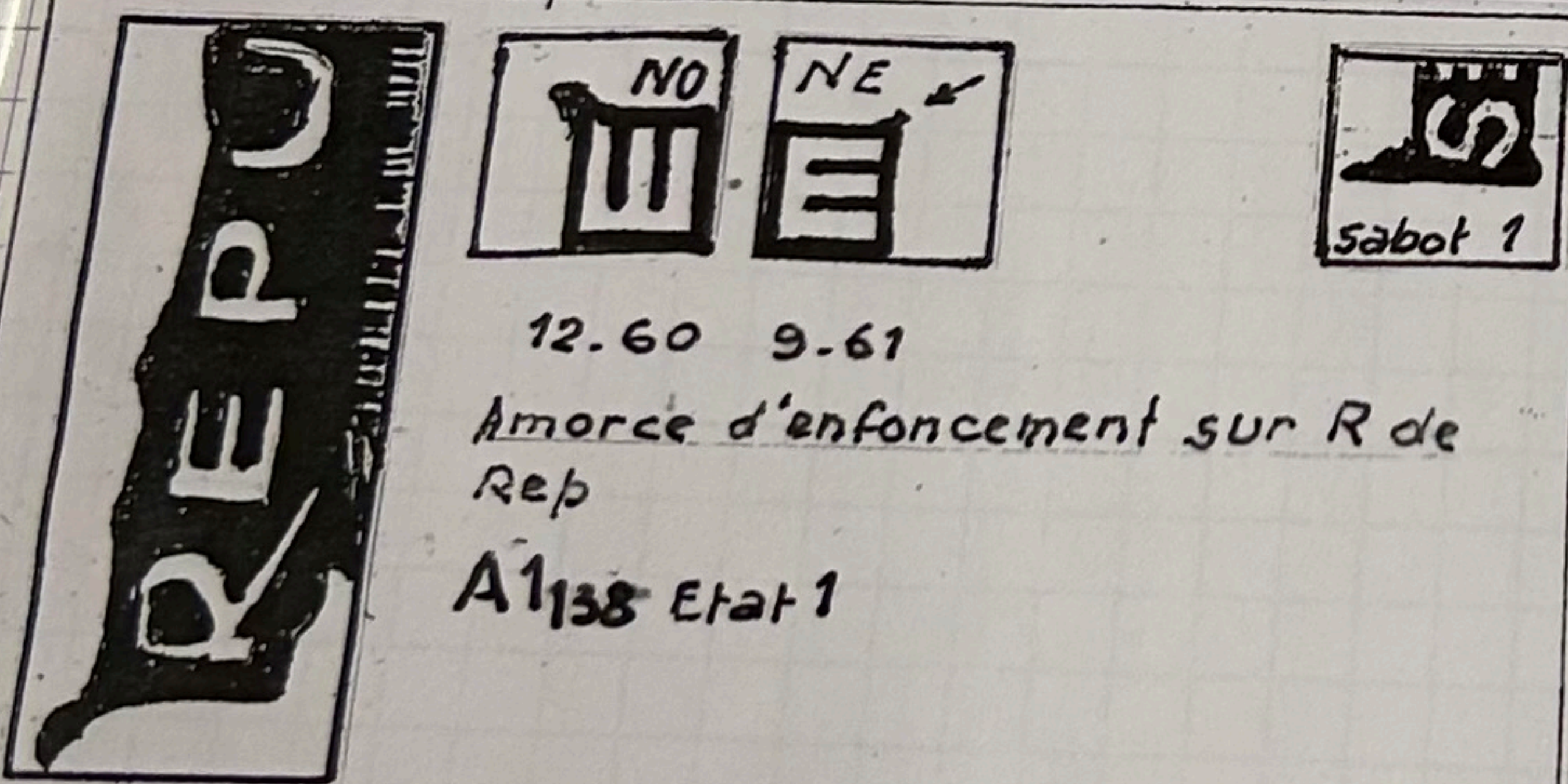
9.12.64

A136



10.11.64


A137



12.60 9.61

Amorce d'enfoncement sur R de Rep

A138 Etat 1



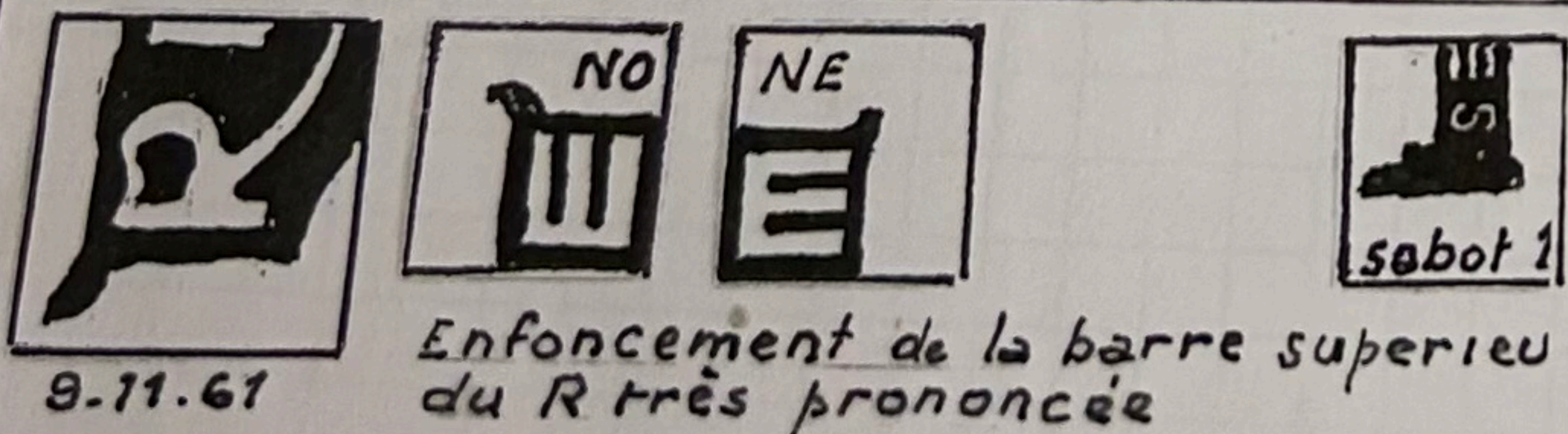
4.12.64

A142 Etat 1

Etat 2



A142 de FR



9.11.61

Enfoncement de la barre superieure du R très prononcée

A138 Etat 2



A1225



1.64
0:4 3/4.5 0:2.2 3/4
#A121-A1212
A1226




9.12.62
A1227



A1228



6-12.62
A1229



A1230




A1231



26-11.64
A1232



A1233




A1234




A1235




A1236




A1237




A1238




A1239



A1240



A1241



A1242




A1243



A1244



A1245



11-62 - 5-63
O de POSTES avant
A21 RE21




1-10-64
O 1/2-2 S 6
A22 RE107




3-1960 59-60
Carnet de 20 Gt I
carnet 1 case 19
S 4 1/2 - 5 GT 19
A23 RE119


GT 19
Carnet




7-1961 - 1-1962
S 4 3/4 O 1/2-3/4
A24



4-8 1963
S 5 3/4 - 6 O 1/4-1/2
A25 GT
RE101 45



5-1961 - 5-2-1962
S 4 3/4 - 0 1
voisin de GT 19
bord de feuille droit
A26 RE260




3-6-9-11 1963
S 7 1/2
point blanc devant
la bouche
A27 RE27




7-11 1963
haut de feuille ou carnet
crochet derrière la
tête
A28 RE130



11-12 1963
S 4 3/4 O 1/4-1/2
pinle en H. O
Repece GT 21
A29




1-5 1963
A210 RE112




12-1962
S 4 3/4 - 5 O 1-1 1/4
cyl II carnet 2
case 11
A211



8-1963
S 6 3/4 O 1/4-1/2
A212




1-3-1962
A213 RE23




7-1961
A214 RE25




10-1962 53-1963
S 7-7 1/4 O 1/4-1/2
A215 RE26



12-1964
S 6 O 2-2 1/2
A216 RE84




9-12 1961
S 6 1/2 - 3/4 O 1 1/2 - 3/4
A217 RE95



12-1960 6-1961
S 6 3/4 - 7 1/2 O 2 1/4 - 3 1/2
A218



7-11-1962
S 5 1/2 - 6 O 1 1/2 - 4
Carnets cyl VII
carnet 1 case 19
A219




10-12 1961
S 7-7 1/2 O 3-3 1/2
A220



7.12.63
N:8 - O:3³/₄

A3425




11.62 - 1.63
N:8 O:3³/₄

A3426




12.62 - 2.5.63

A3427




3.4.64

A3428



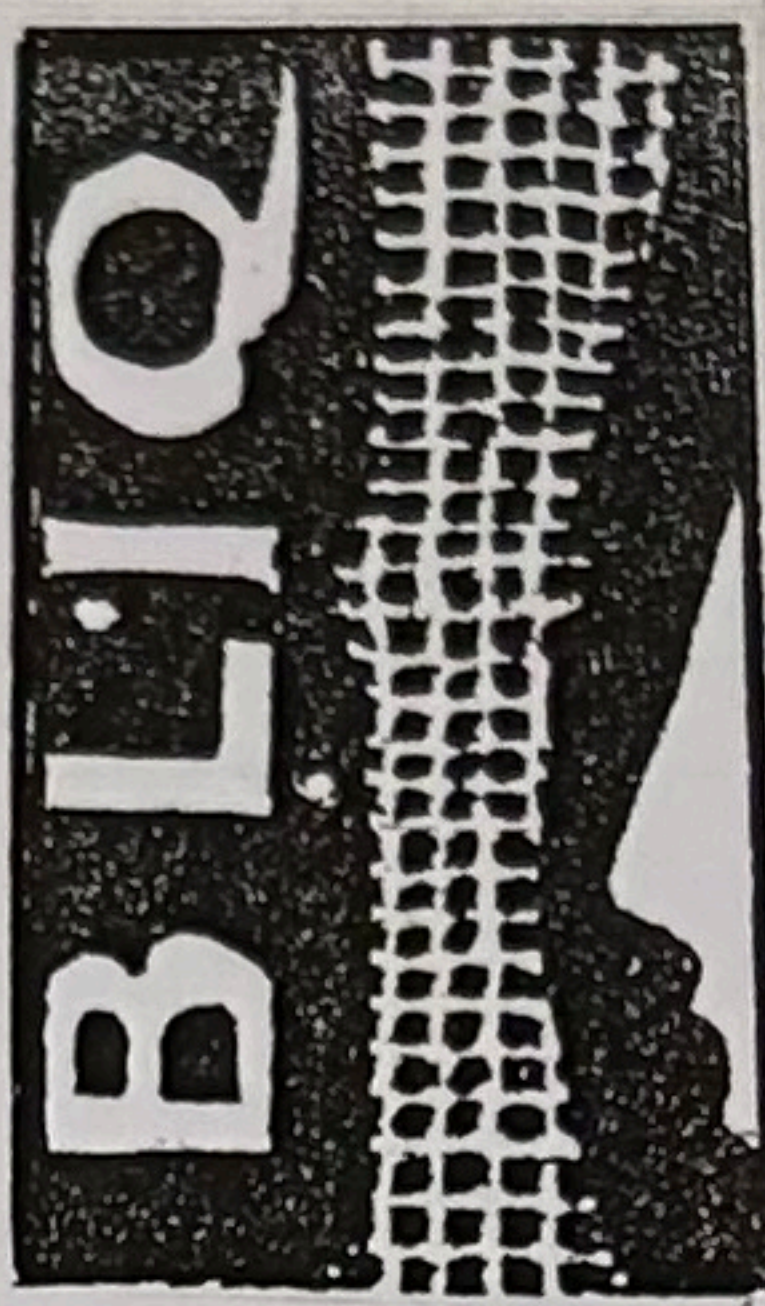
1.9.63
O:2 N:8¹/₂

A3429



7.63
O:3¹/₂ N:8¹/₂

A3430




1.63
O:1¹/₂ - N:8
O:1³/₄ - N:9

A3431



3.63 - 1.64
N:8 - 8¹/₄ O:2 - 2¹/₄

A3432



62
N:8¹/₂ - 9 O:3.3¹/₄

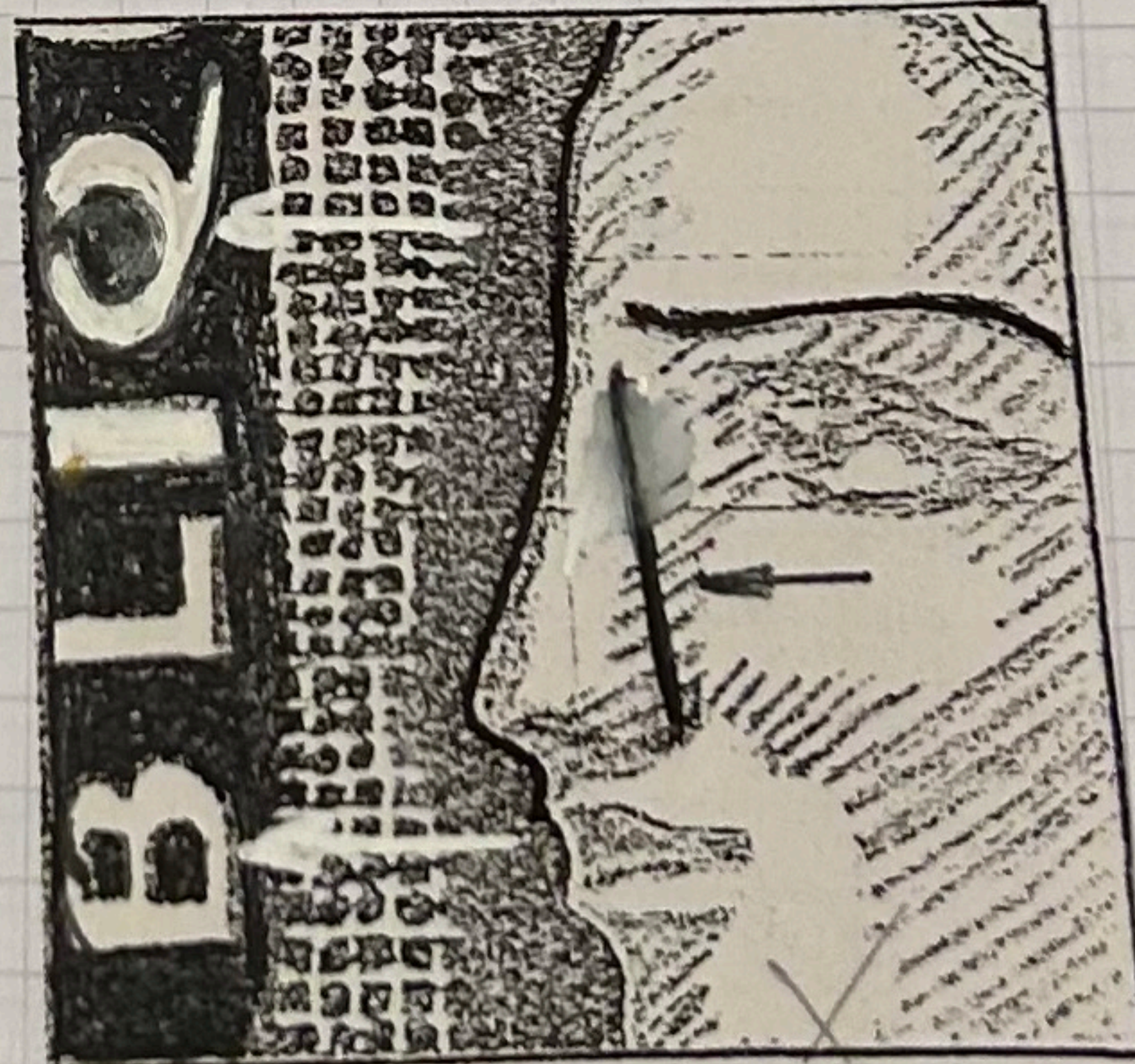
A3433




61.62
N:7³/₄.8¹/₄ O:1.1¹/₂

A3434


Carnet de 20



A3435



A3436



8-1961 3-1962
O 1 1/4 - 2 3/4 4 a 5 **FR 57**

AB5₁
Caruet de 20 Blanche VI
caruet 2 case 10



3-61
N 2 1/2 - 3/4 O 4 1/2 - 5

AB5₂
Pt blanc devant P de Postes



12-1962 4-1963
N 3/4 - 1 O 3 3/4 - 4

AB5₃ **FR 9**




1-2 1962
O 3 - 4 3/4
cadre entaillé sur le 2° A
AB5₄ **FR 10**



10-12 1964
N 1 1/2 - 3/4 O 4 1/2 - 5
point blanc sous C de DECARIS
AB5₅ **FR 46**



3-4-1962
N 2 1/4 - 4 3-61 O 3 1/2 - 4
Vosini gauche de D¹₄₁ (VA24)
AB5₆ **FR 53**




10-12-1961 2-1962
N 3 - 3/4 O 4 - 4 1/4
AB5₇ **FR 54**




12-1962 3-1963
N 2 1/4 - 3/4 O 4 1/2 - 3/4
86 ml th galvano BA
AB5₈ **FR 43**
Points entre C et A de SAISE.
sous E de Decaris




2-6-9 1961 - 12-60
Caruets de 20 Cylindre IV
caruet 6 case 4
AB5₉ **FR K**



12-1963 3-1964
N 2 a 3 O 3 3/4
AB5₁₀
Caruets de 20 Cylindre 12
caruet 5 case 11




N 2 1/2 - 3 O 3 1/2 - 4
AB5₁₁ **FR J**



N 1 3/4 11-63 O 3 3/4 - 4
AB5₁₂ **FR 73**




3-1963 4-
N 3/4 - 1 O: 4 1/4 - 4 1/2
AB5₁₃




N 3 - 3/2 O 3 1/2 - 4
6-1964
AB5₁₄



N 2 3/4 - 3/4 O 4 1/2 - 5
10-61
parfois trait dans 2° A de PSE
Etat 2 de CD5₃₆
AB5₁₅



5.6.1961 2. 1962
E 8 1/4 - 1/2
BC5₁ FR 21




3. 1962 1. 1963
O 8. 8 1/4 3.7.62 2^o dot
BC5₂ FR 22
ETAT 2 Traine blanche sur FRAN




5. 1960 1.63 6. 1962 12.63
carnet 20 Cyl II carnet 204
BC5₃ case 12 FR 45
93^{me} H6 galvano X



E 8 1/2 7.63 7-64
encoches devant le E de FSE
BC5₄ FR 233 U



4. 9. 1964
BC5₅ FR 210 a U




2. 4.6 1964
BC5₆ U



BC5₇ 10.63 1-64
plusieurs états selon encrage U




BC5₈ 12-63




10-63 6-64
Pre pointe NE
BC5₉



1.64
N: 1 E: 8 1/4
BC5₁₀



3.61
N: 2 E: 7 3/4 - 8
BC5₁₁



3-6-63
N: 1/3
BC5₁₂



11.61 1.62
N: 2. 2 1/4 O: 7 3/4
BC5₁₃




63 ou 64
BC5₁₄



1.62
Repère: E de FSE ouvert
BC5₁₅





aperçu des parties
horizontales d'impression
nettes que partiel-
le importance et
5-




r. 08-2020 R B 234 (+T de Pos
+es)
205

CDS₂ + B34-1



A3-85 (+ B34-1)

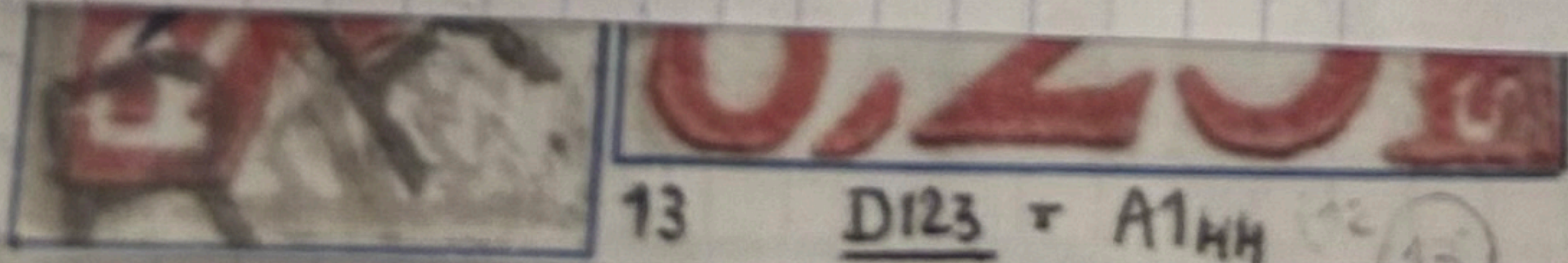
D1-13 + B34-1
+ Obois



D23
+ B19 + B16
B315




PLEIN CIEL 09285/00
-LEIN CIEL C 70




13 D123 + A1HH

PLEIN CIEL 09295/00




7 **D123 + sabot** ~~Pouvert evase~~




8 **D123 + N** - B2 (cou)




9 **D123 + A5**



10 **D123 + B234**
+ traits au menton
Pouvert



11 **D123 + B34-1**
long

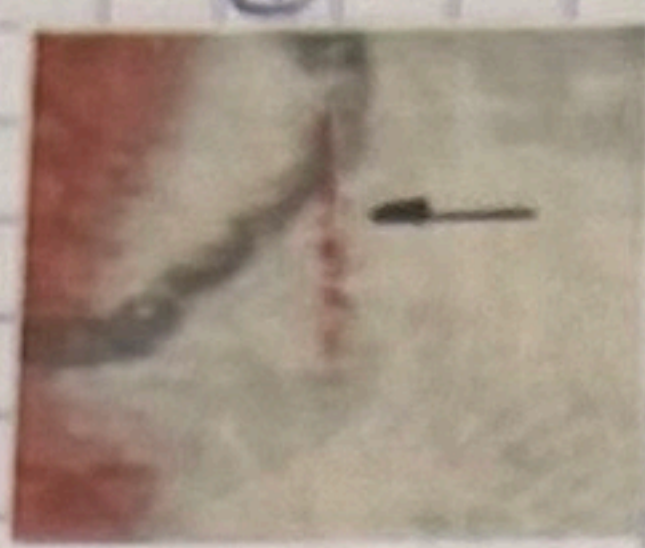


13 **D123 + A144**

D123 7	8	9	10
+ B34-1 + Pouvert + O epais	PO rapprochis pt au coin N de FSE	EFR (A5)	Pouvert trait au menton + pt au coin

11	13
pt en NO E de QUE giffe longue	par de pt en NO canule sur R de REP (A144)

sans griffe
derrière la tête
B34-1
ou AOCDS-1G (S1)




B 34-1 (1)




S1 0 normal (2) pte NO
NE



0 normal



B 34-1 S1 0 normal pte NO (3)



B 34-1 S1 pte NE 0 épais (4)




B 34-1 S1 0 normal pte NE (5)




0 normal



S1 0 épais pas de



0 épais




normal pte NE griffi



0 normal


sans griffes
derrière la tête
B34-1 (S2)



S2 0 normal pas de pt



0 normal



S2 0 normal pte en



0 normal




0 normal ptes en NO




0 normal



0 épais ptes en NO




0 large



S2 0 épais pte en N



0 épais



S2 0 normal pte en

0 normal



POINTS GRIS


DEFAUTS CYLINDRE ROUGE



U var.11-20 (2) A 23




A 23



U var.11-20 (2) D1




D1



U var.11-20 (2) D1a



D1a



U var.11-20 (2) D1b




D1b



U var.11-20 (2) D12



D12



U var.11-20 (2) D 12



D12



U var.11-20 (2) B5



B5



U var.11-20 (2) B 5




B5



U var.11-20 (2) B12



B12



11-20 (2) C1 + B1-6



C1 + B1


60
CLAIREMENT
TE N/S




GA 3₁ nez coupe
10.62 9-63 - 1.64




1.65
GA3₂ (U)



8.64
S: 7³/₄ - 8 O: 7¹/₄ - 7¹/₂
GB2₁




61-7.62
O: 7.7¹/₄ - 5: 7¹/₄ - 7³/₄
GB2₂



S 8-10 8-9 (62)
O 7-8 4-6-64 GB23₂



2.62
O: 5³/₄ - 8¹/₂
S: 7³/₄ - 8³/₄
GB23₃



12.62 1.63
GB23₁ (EF50)



N $7\frac{1}{2} - 8\frac{1}{4}$ $7\frac{1}{2} - 8\frac{1}{2}$

E $10\frac{1}{4} - 10\frac{3}{4}$ 9-10

References:

E $3 - 3\frac{1}{3} - 2\frac{1}{4} - 2\frac{1}{2}$

N $6\frac{3}{4} - 7\frac{1}{4} - 5\frac{1}{2} - 6\frac{1}{4}$

7.64 - 1.65


(10)

GBC 341 13th St @ Adams CH EF 14



O: $9\frac{1}{2}$ N: $7\frac{1}{2} - 8\frac{1}{4}$

GBC 342

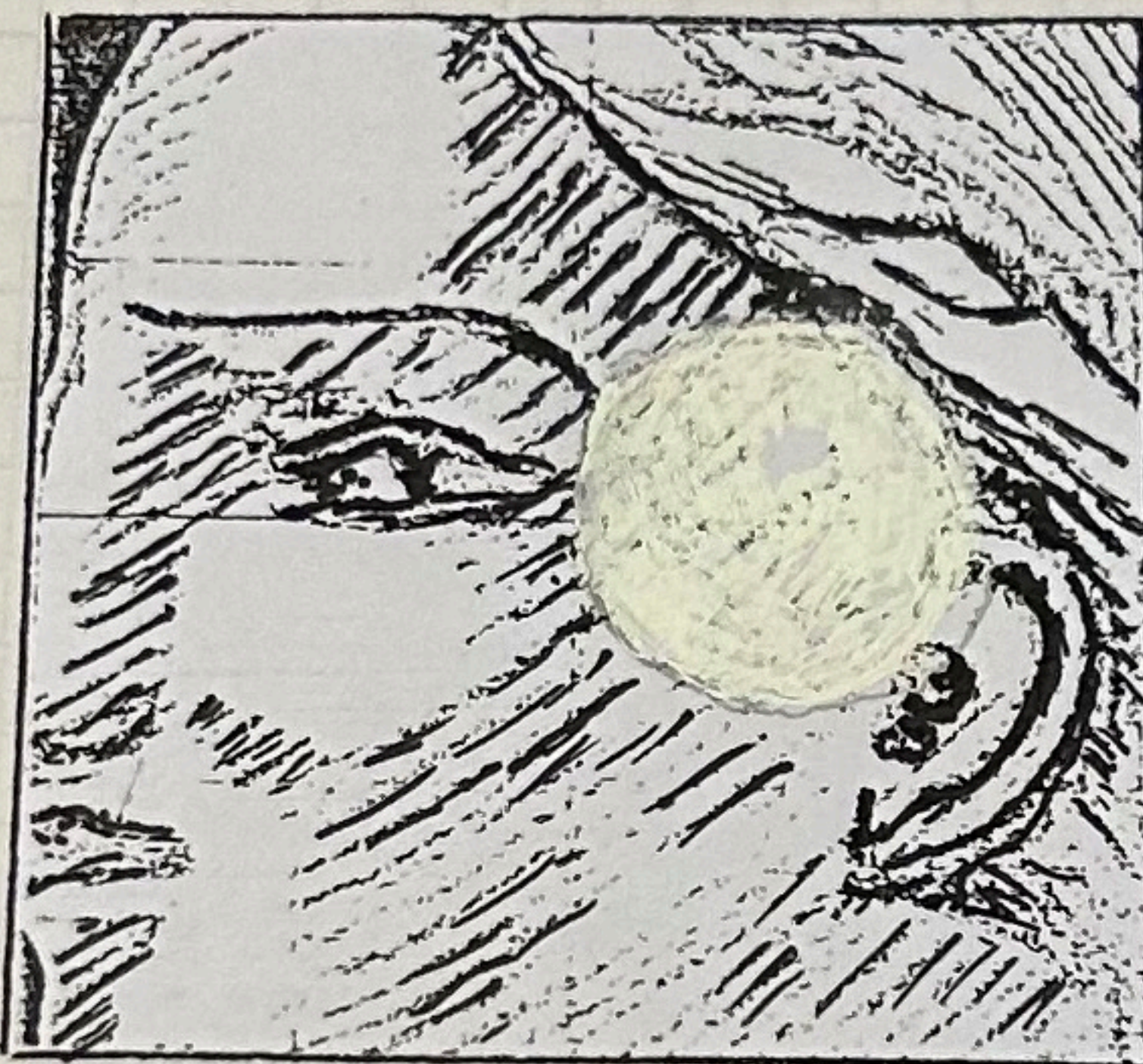


63


N: $8\frac{1}{2} - 9\frac{1}{4}$

O: $7\frac{1}{2} - 8\frac{1}{2}$

GBC 343




GBC 344



IX carnet 5 (55)
4-63 case 2

GABCD 34 1




canure cadre E: S 11,5 mm
canure cadre O: S 12,5 mm
voisin gauche de EF 10

Plaque IX
carnet 5 (fait en bas)
case 3
n'existe pas sur S19-62 1-6-63

(56)

EF 20

GABCD 33 1



canure cadre E: S 9 3/4
canure cadre O: S 11 1/4
voisin droit de EF 20
voisin gauche de EF 9


1-6-63

Plaque IX
carnet 5 case 4

(57)

EF 10

GABCD 23 1



canure cadre O: S 9,5 mm
voisin droit de EF 10

1-6-63

Plaque IX
carnet 5 case 5

(58)

EF 9

BCD 2
Trait fini entre le
menton et le chignon



CA 2
 10-60
 cyl 2 - correct 6-
 cyl 1 - fait au source
 voir GAB16

9-12-60
 05-6
 GAB16

CA 13
 sur 5-12-60
 cyl 2
 GAB16

voisin partiellement effacé
 11-62
 11-63
 GAB19

42
 5-6
 64 1-65
 51-3
 GAB12

6-2-64




12-64 1-65
 Repère: joint Haute
 E 5 - S 7 1/2
 GAB116




12-63-264
 GAB117



10-11-64
 GAB118




fin 63-64?
 10-64
 GAB119




4-63 4-64-2-65
 GAB120




11-64
 05-6
 S 1 1/2 - 2 1/2
 plus petit que GAB112
 GAB120a




2-62 10-63
 Voisin G de GAB14 (CA10) Cadre
 Cadre sous R
 GAB14a




6-8-63
 3-64
 GAB121



GAB122



10-64
 O: 4-5 1/4 S: 1 3/4 - 2 1/4
 GAB123



6-7-64
 GAB124



1-3-63
 GAB125



11-64
 # de GAB116
 GAB126



12-62
 O: 5 1/2 - 6 1/2 S: 3/4 - 2
 GAB127



GAB128







RE
POSTES 40c

2,20





BLOCS RAS


245-1283

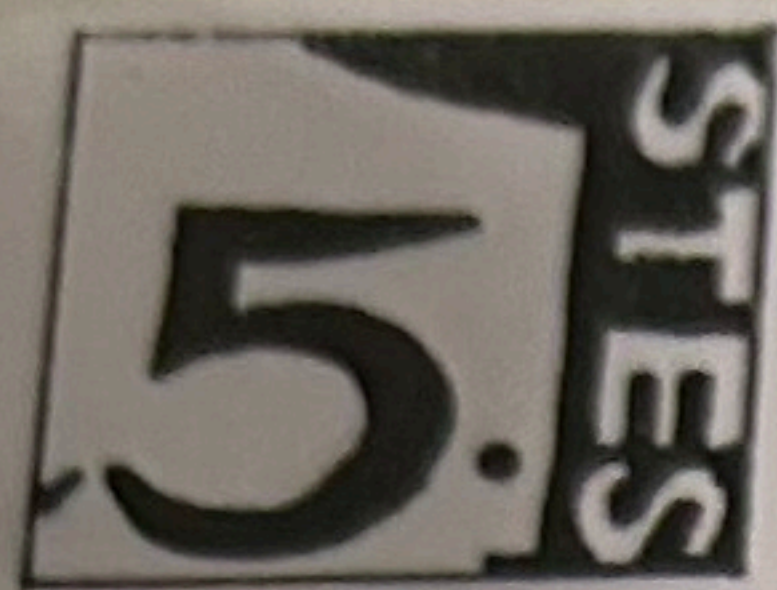
1283

1283

LYNX



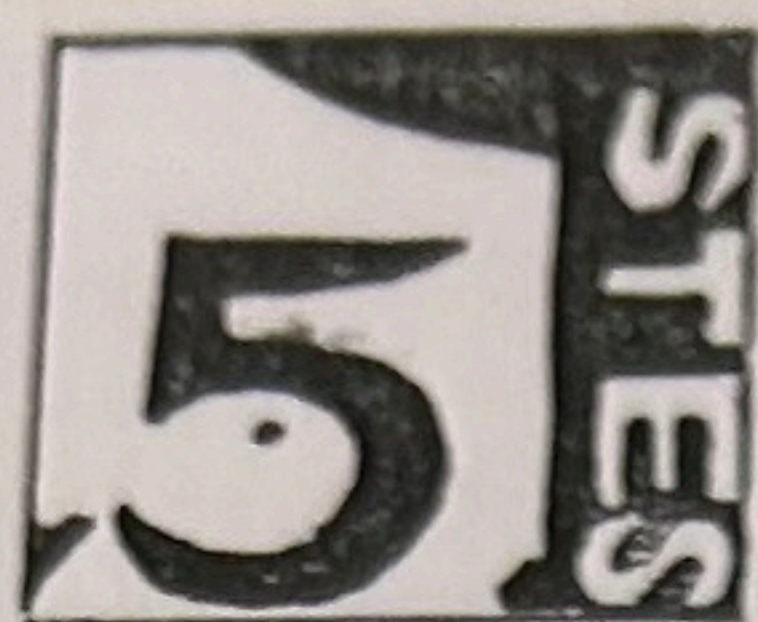




11-64

S: 1
E: 1 1/2

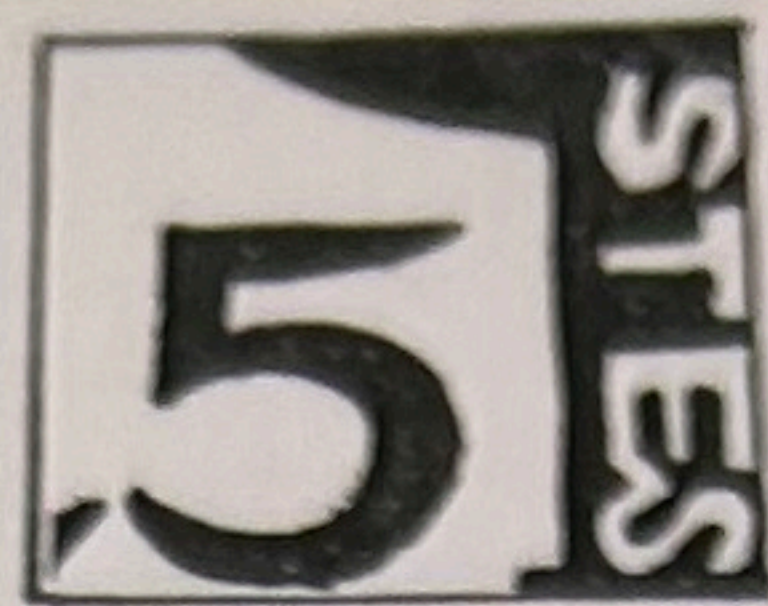
D1121



3-67

S: 1 1/2
E: 2 3/4 ≠ D161

D1122



≠ D190

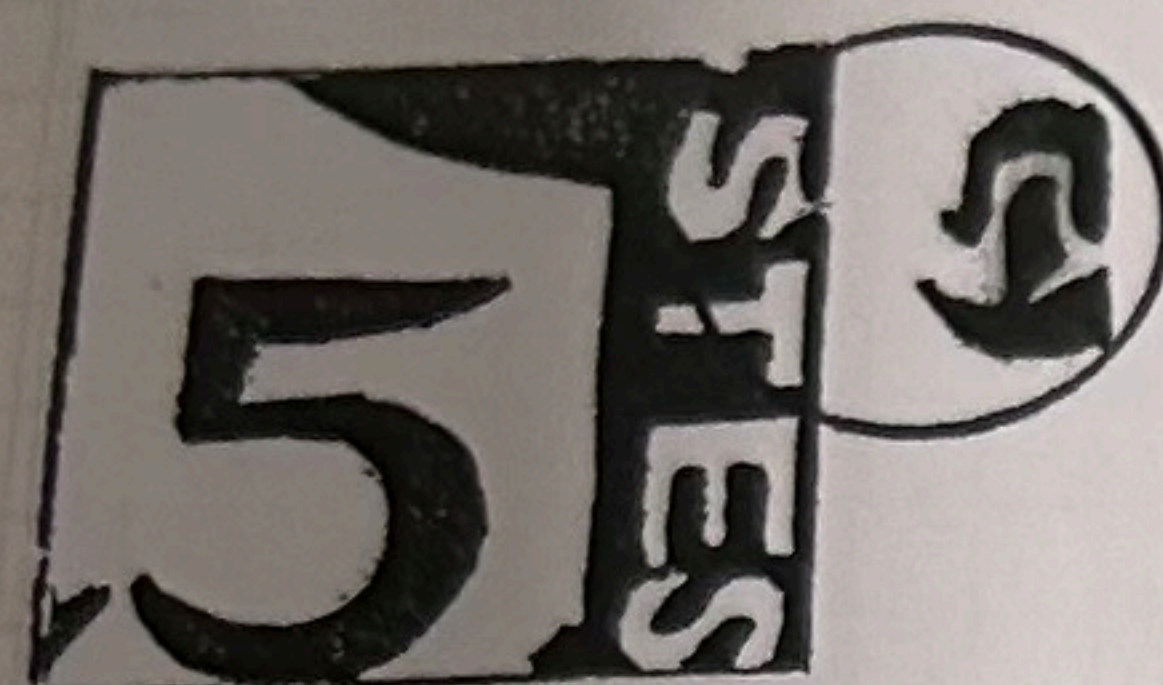
D1123



11-63

Repare: lettres en
FCE pas nettes

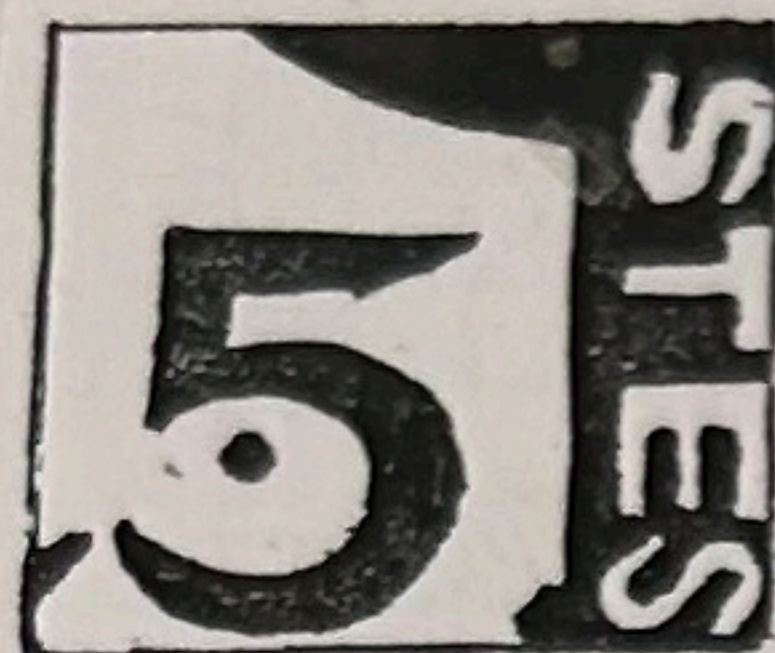
D1124



9-63

pointe NE

D1125

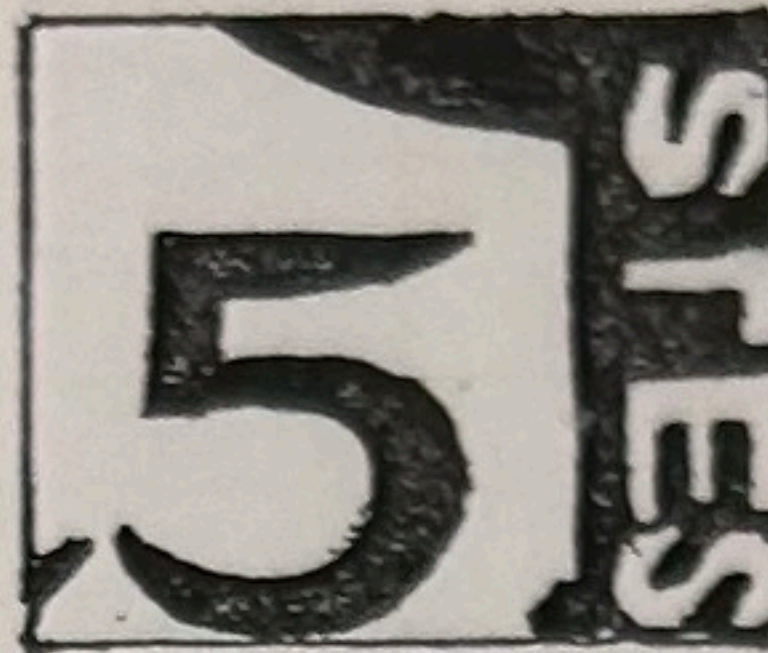


9-10-60

S: 2 1/2 E: 3

≠ de D11 et D161

D1126

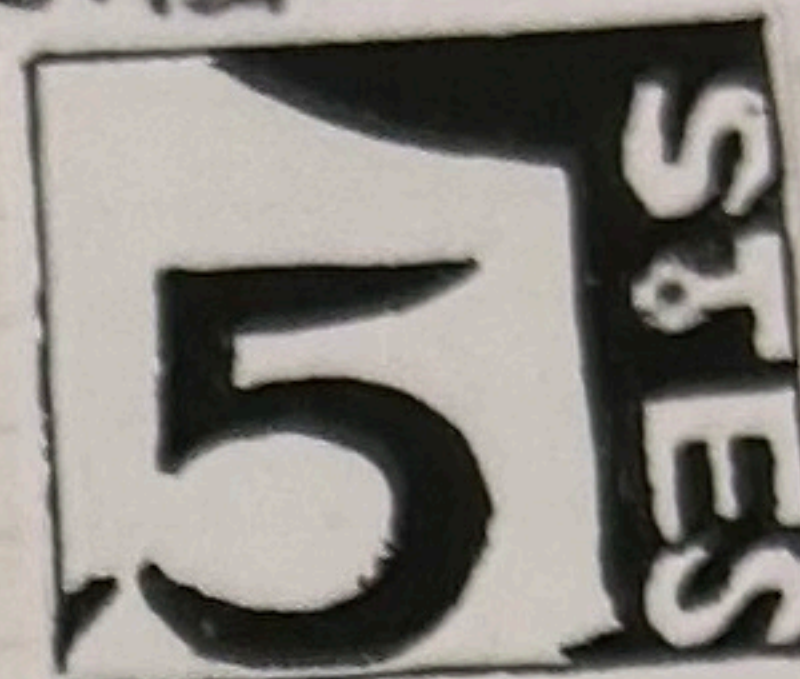


1-7-64

Pointe en N.O.

≠ D195

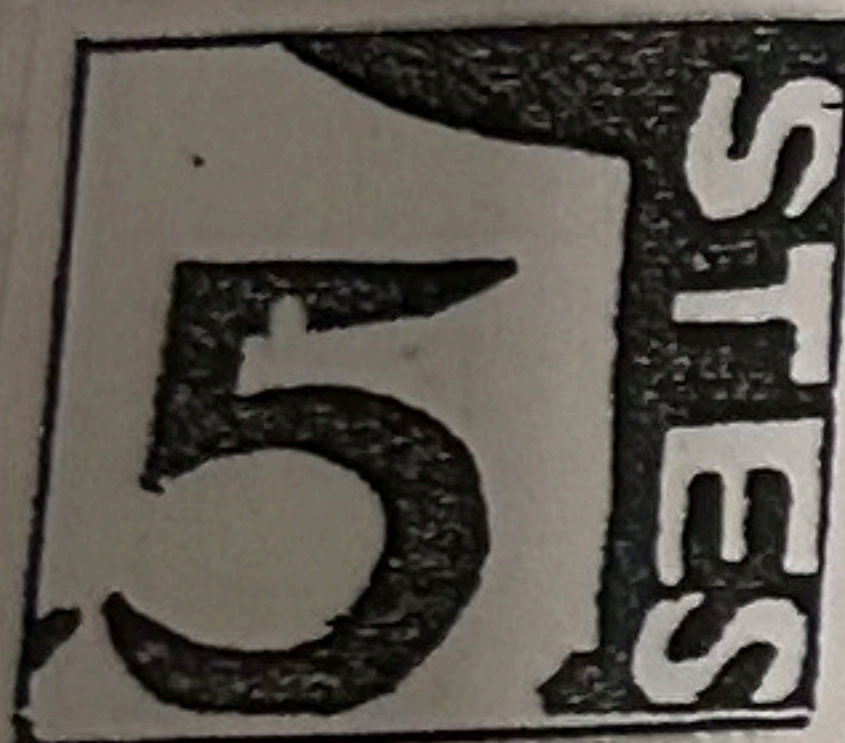
D1127



3-6-64

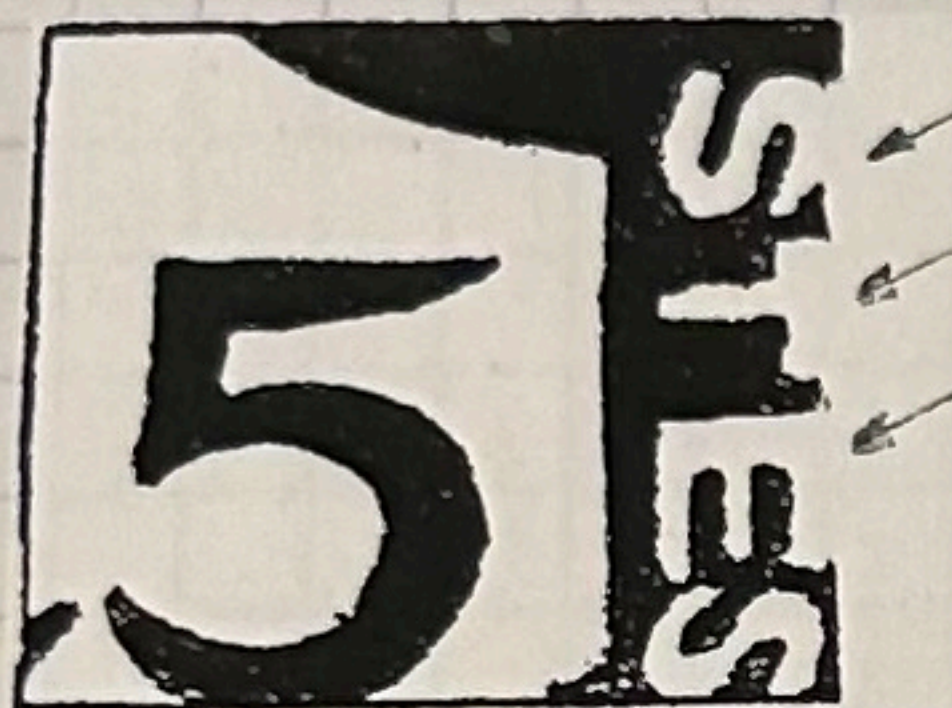
E: 3/4

D1128



1-3-63


D1129



12-62 - 4-63

Bordure disparue

D1130



8-64

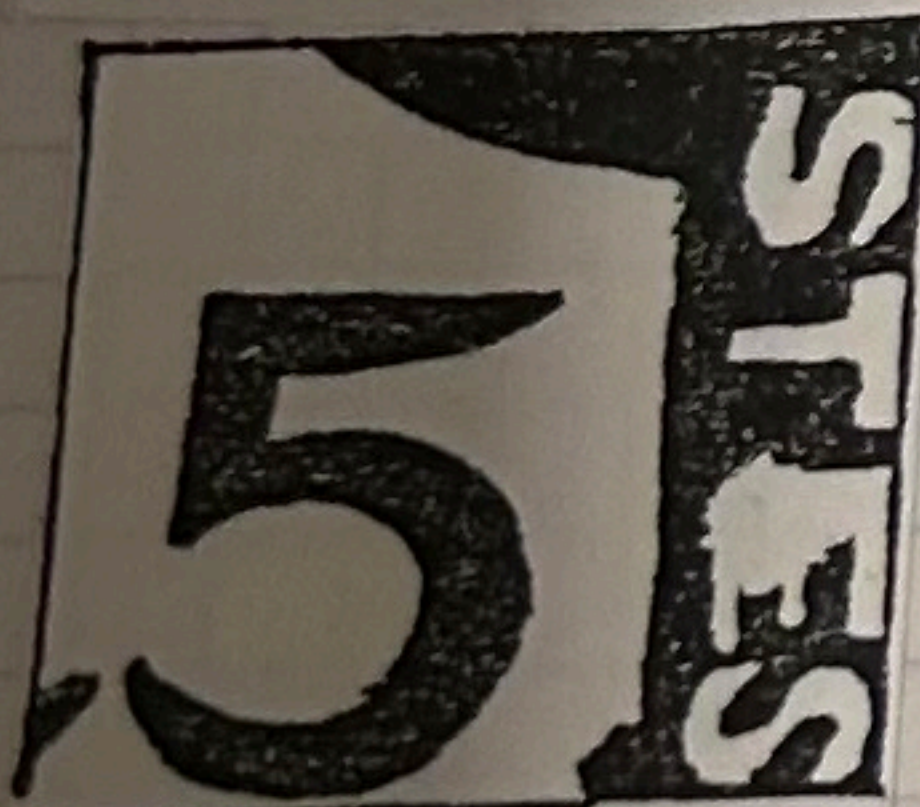
Dégradé . TE détruits

D1131



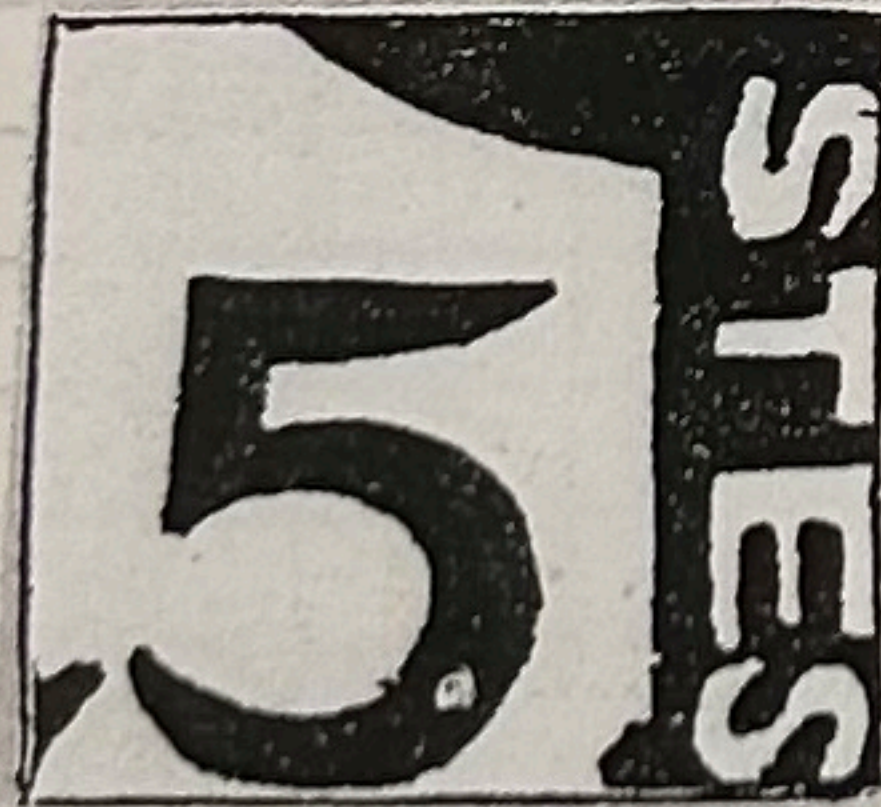
8-10-64

D1132



4-9-63


D1133



10-12-61

S: 3/4 E: 2 1/4

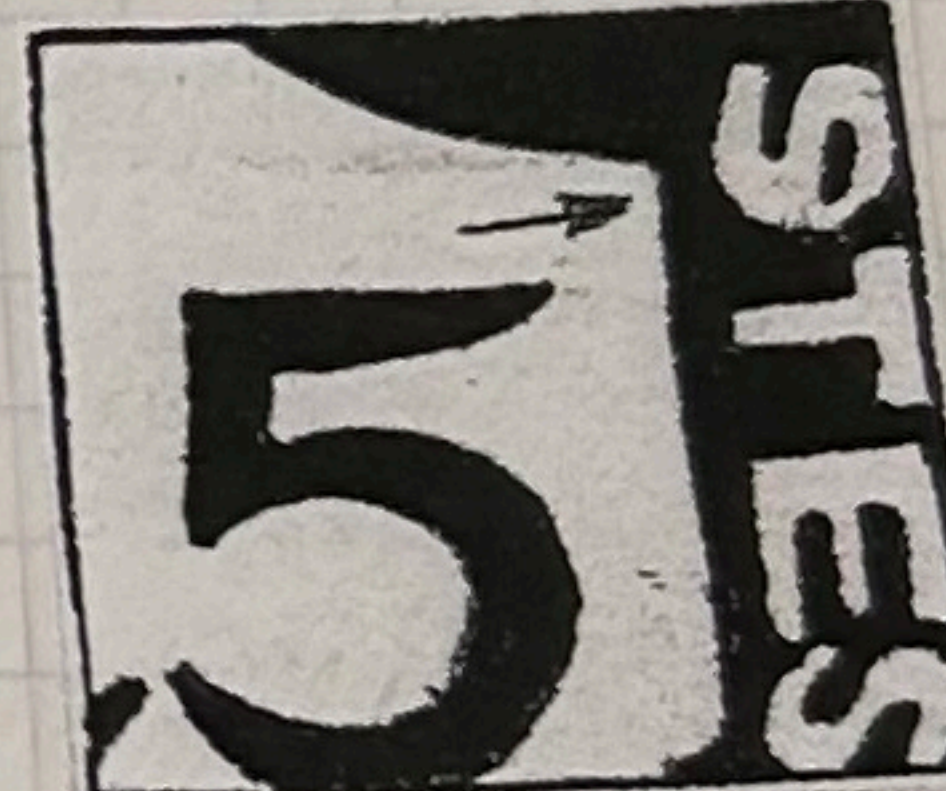
D1134



12-63

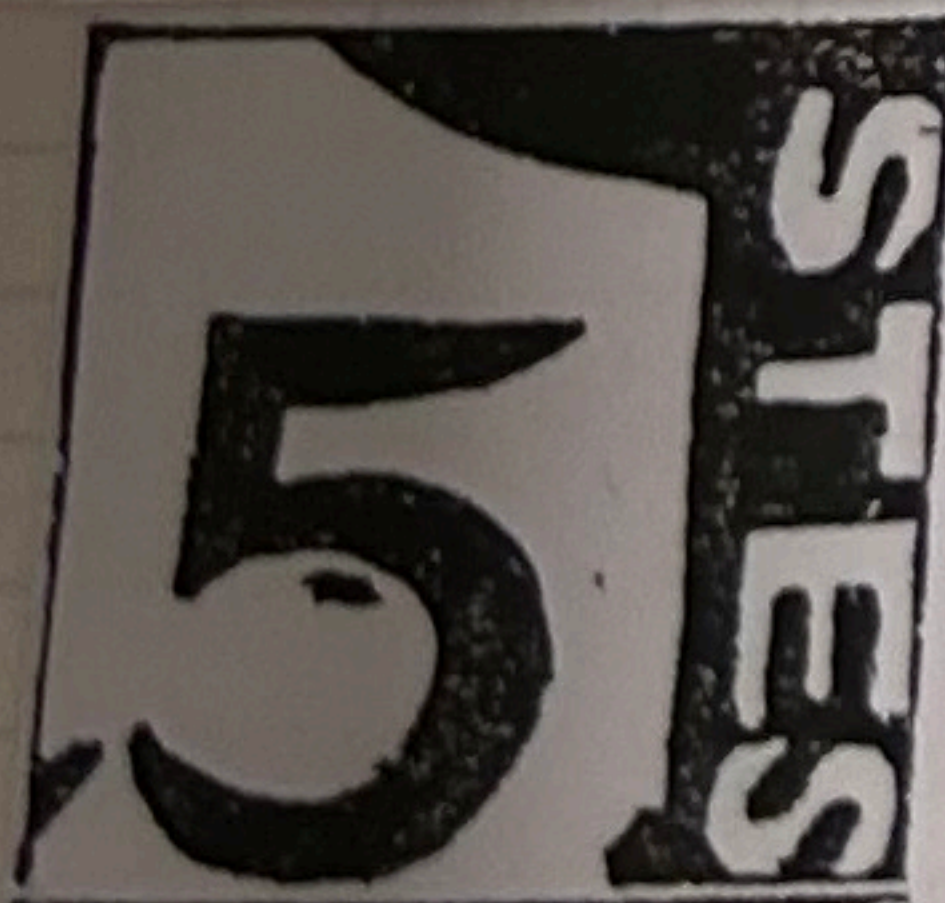
S: 2 1/2 - 2 3/4 E: 1 1/2 - 2

D1135



5-61

D1136

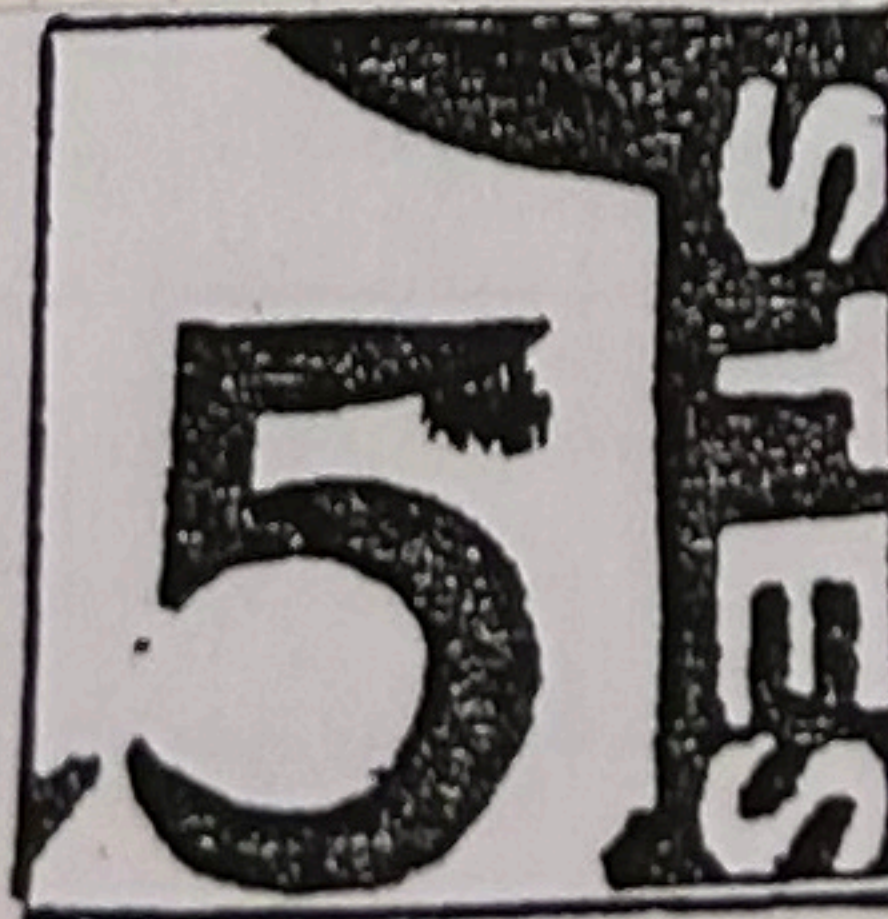


2-9-64

E: 2 2/3 - 3

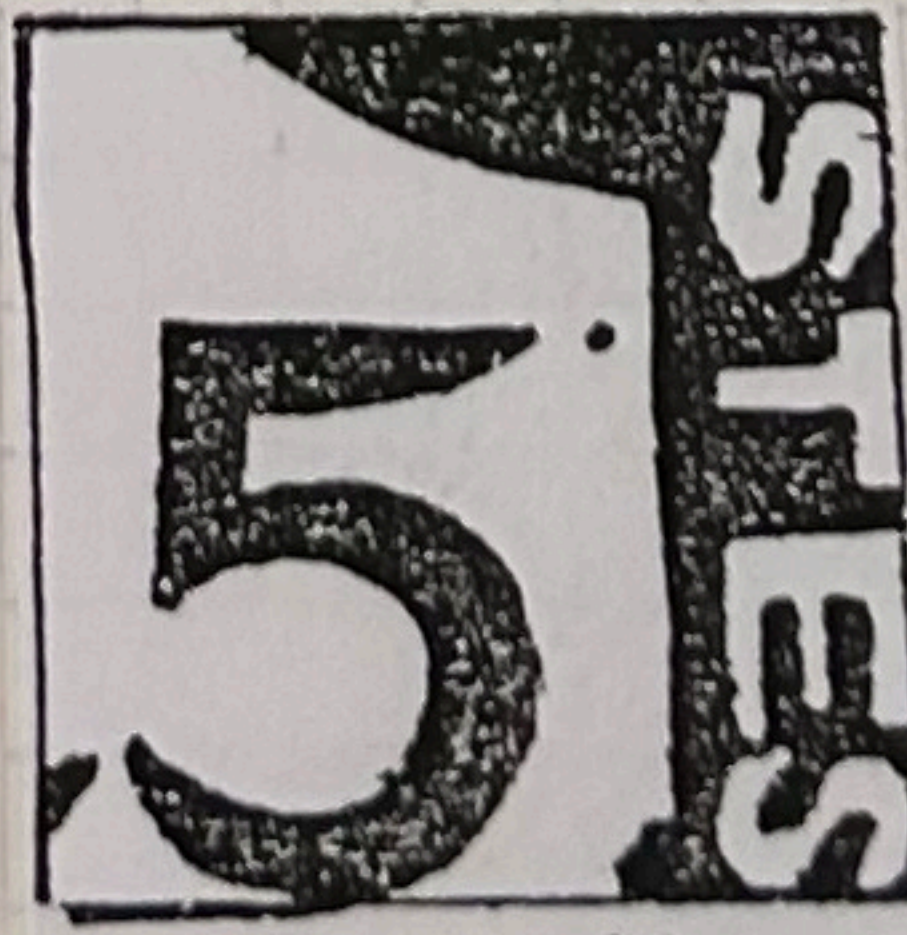
S: 1 3/4

D1137



63-64

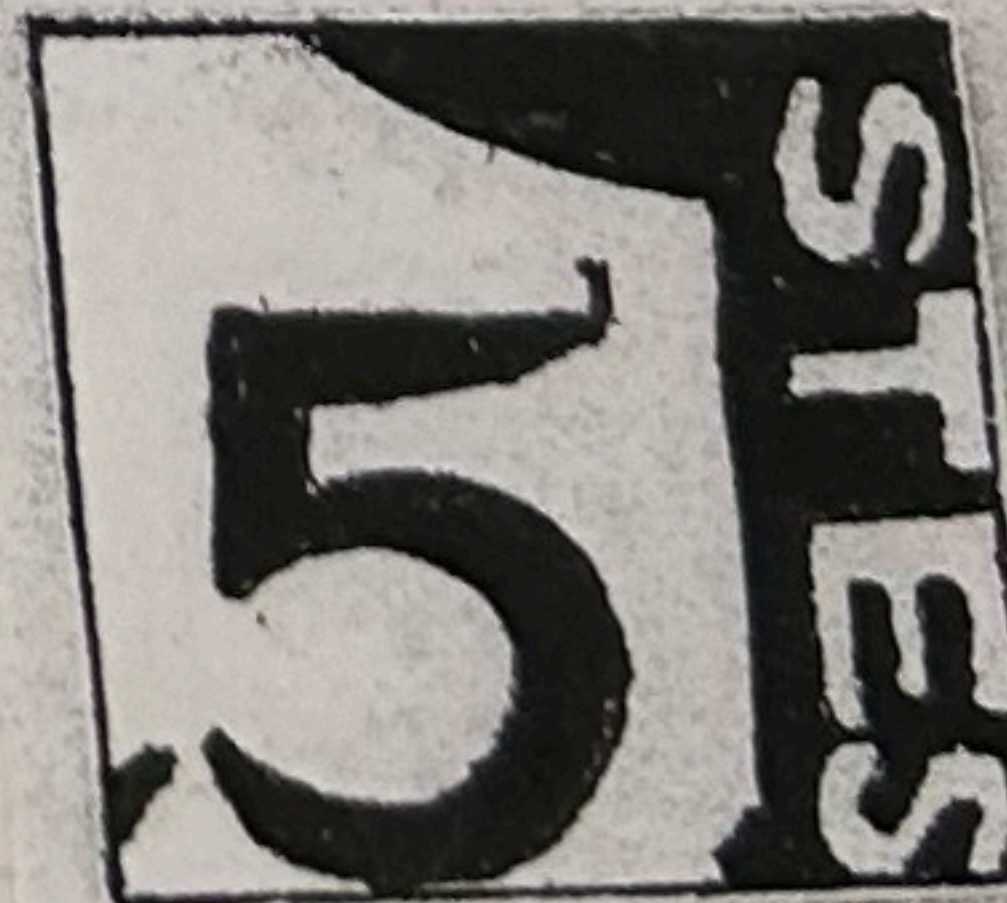
D1138



8-11-64

S: 2 3/4 E: 1 1/3


D1139



61-63


Position 30 sur
Galvano AD

D1140



D1219

13-11-62



D1220

30-12-64



D1221

8-62

6-7 1963
S 1/4 - 1/2 E 3-3/4
D14 (2)

11-1963
S 3-3/4 E 1/4-2
- 2^e état - touches 5
D12 (4)

8-12 1961
D13 (2)

11-1962 V466
D14 (2)

1-3 1964
M-63
SS = 18 galvano BT
D15 Po 31

12-1964 - 65
S 2-2/2
D16 Po 2 (2)

5-1964
D17 Po 2 (2)

3-12 1963
D18 Po 5 (10)

7-12 1960
S 4/4-5 E 1/2-3/4
D19 Po 5

12-62 1-5 10 1963
S 3/4-5 E 1/2-2
P de Pos
D110 Po 6

10-1962 6-1963
S 3-3/4 4-6
90 = galvano BB
D111 Po 7

10 11-12 1963
3 64
D112 Po 8

6-10 1963
1^{er} état 100^et A435
galvano BF en 2^e état de 1^{er}
irregulière décolorée
D113 Po 9
99 fois défauts entre I et Q

6-10 1963
2^e état 100^et
galvano BF
irregulière normale
D114 Po 10
99 fois défauts entre I et Q

10-1962 - 7-1963
Carnet 20 cyl. 4-64
case 15
GT45
D115 Po 11

6 9-1964 7-1964
Carnet de 20 cyl. XVII
ss date case 20
D116 Po 13

M.61 2-1962
D117 Po 17

10.12.62 Etat 1
D118 Etat 2
Etat 1 sur: PO18
- feuille
- Carnet: PL VIII
de 20 carnet 5 case 20
Etat 2 avec:
Cadre S.E. brisé

10-12 1964
etat 1
D119 Po 19

8-1963 5/63
D120 Po 20