Arad – The 1919 "Occupation Francaise" Issue and the Transition to Romanian Postal Services

Background

World War One came to an end in the Balkans with the signing of the Belgrade Armistice on 13th November 1918. This set out the demarcation lines defining the territory to remain under Hungarian control until definitive borders could be established. The Romanian forces reached the demarcation line (roughly the Mures river) in November 1918.

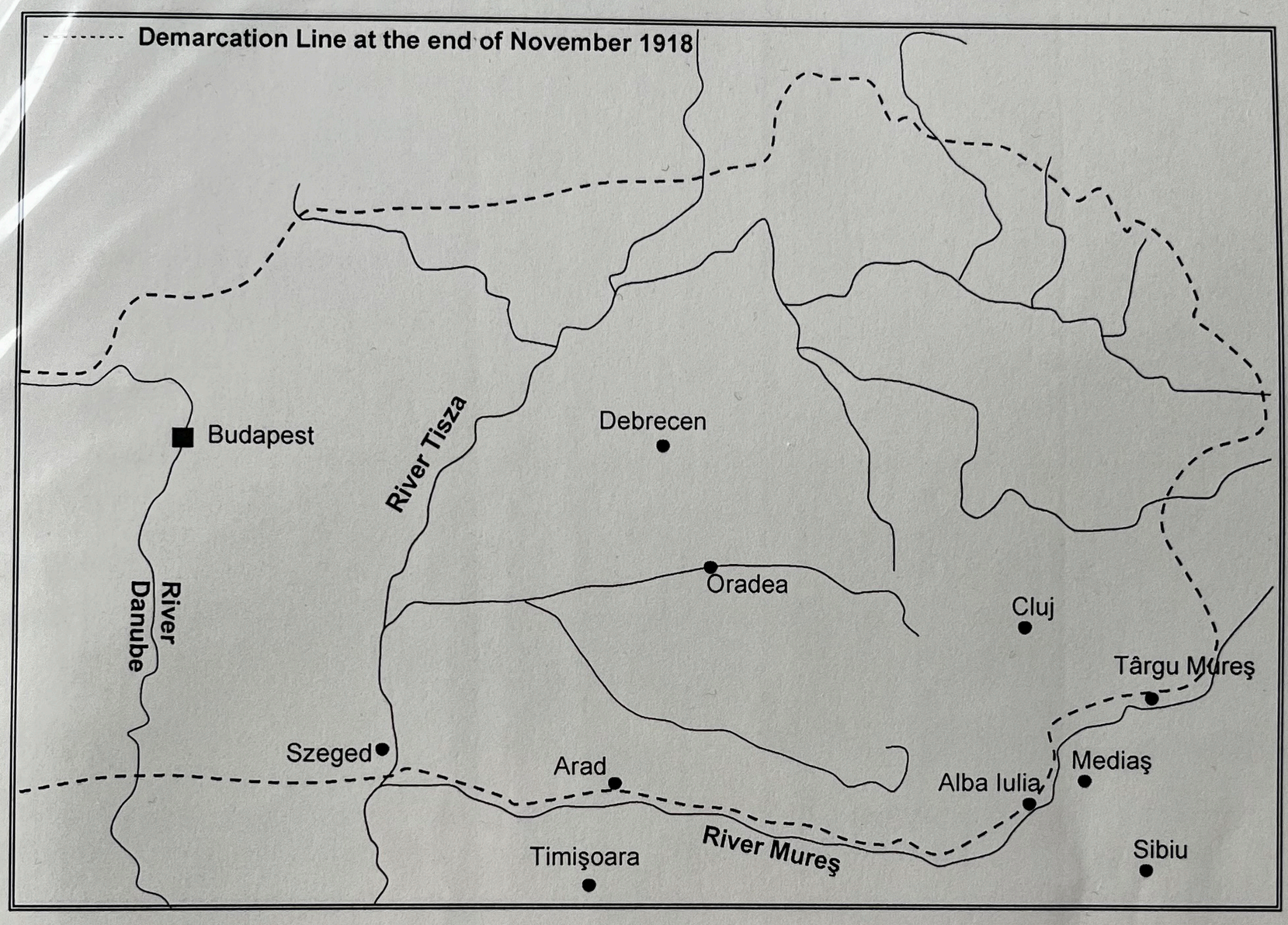

The Romanians started to advance again on 19th December 1918.

The competing claims of the Serbians and Romanians (nominally Allies) in the Timisoara / Banat area, and the continued conflict with Hungary needed to be defused. French forces were sent to be based around Arad and Szeged to act as a buffer between these 3 military forces.

Arad, together together with Szeged was evacuated by Hungarian troops on 25th December 1918 and the French Colonial 11th Regiment arrived in Arad on 30th December 1918. The French Zone was not a static area but subject to change. On 16th March 1919 it was significantly enlarged to the south and south-east of Arad including New Arad (Arad Nou / Uj Arad).

The Romanians reached the new demarcation line that had been imposed by the Allies on 22nd January 1919.

These lines were maintained until 22nd April 1919 when an offensive against the Hungarian Soviet Republic led to Romanian forces taking control of the area up to the Tiza river. This advance tied together areas that had been occupied and facilitated postal service between the occupied zones.

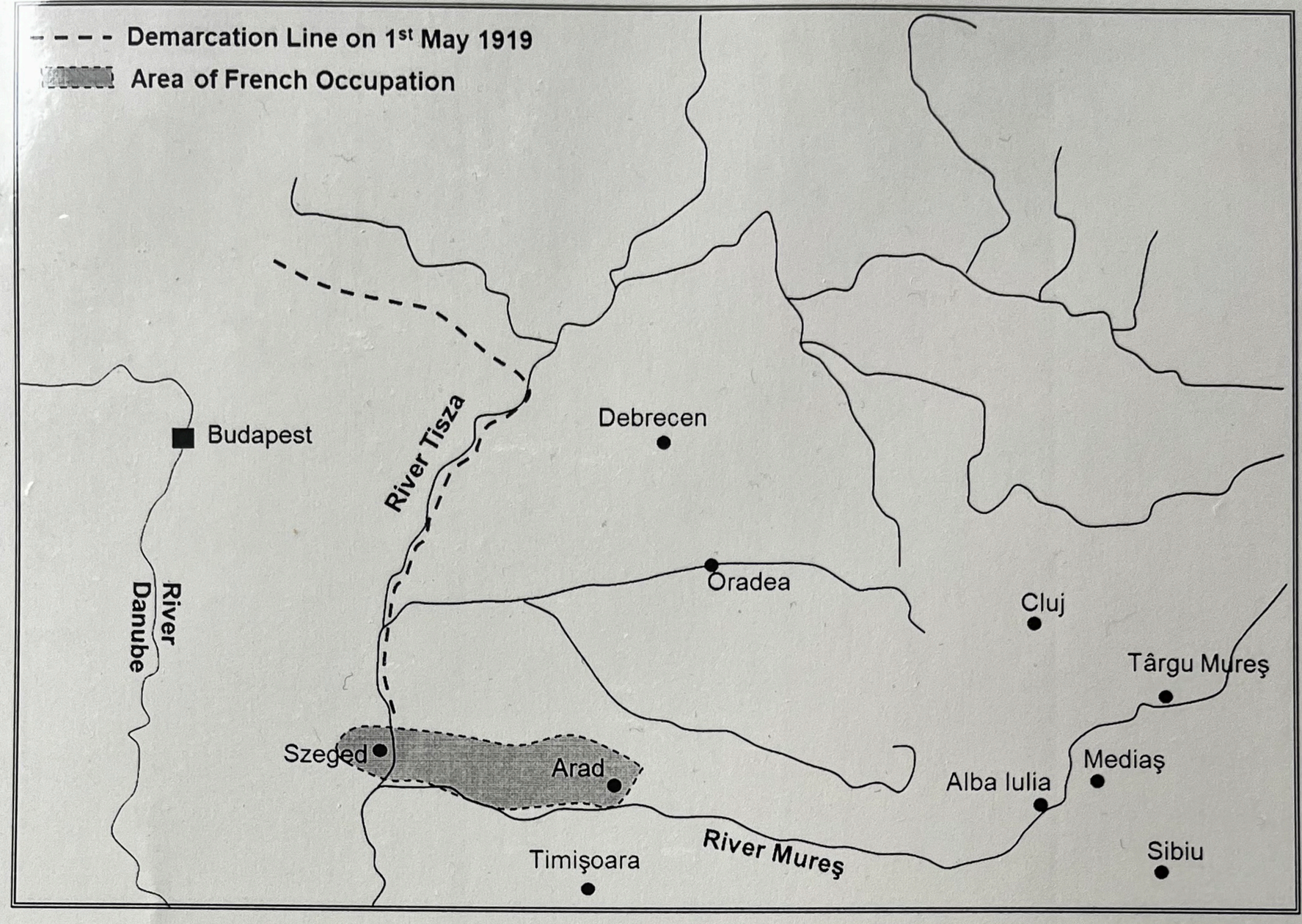

The Romanians Army continued their advance across eastern Hungary in 1919 (but that is a different topic !)

Postal Services and Censorship in Arad

When the French forces arrived in Arad the existing postal services were preserved. Communication appears to have been easier into the French controlled zone from the rest of Hungary, but more difficult from other occupied zones.

Postal censorship by the French authorities started on 23rd March 1919 (some sources say 1st January 1919, but there is no evidence of this earlier date) following the proclamation of the Hungarian Soviet Republic, and fears about the spread of bolshevism. The City remained supplied by the Hungarian Post Office in Budapest with stamps until the end of March 1919.

Contact between the French Occupied zone and other areas was difficult as different nationalities armies advanced up to around 16th April 1919 and when the situation stabilised and the Romanians then advanced to tie occupied zones together (See Dan Grecu articles for more information about the military situation in 1919/1920).

When the Romanian Army entered Arad on 17th May 1919 a Romanian censoring office was established. The Romanians were limited to occupying half the city by the French. There were no regulations as to how mail was censored and by which office until 23rd May 1919.

The arrangements for the two censor offices (Romanian and French) were set out on 23rd May 1919 by General Tournadre (French Senior Officer).

> *"...letters and telegrams coming from or destined to the Romanian occupied zone will be submitted to Romanian censorship control. Letters and telegrams coming from or destined for all other areas will be submitted exclusively to French censorship control. This decree will become effective beginning noon 25th May1919." (Cserni 2009)*

Summary of the censor and others cachets used by the French and Romanians in Arad and also Romanian censor cachets in Marul Rosu and Arad County.

French Censor in Arad Cachets

* New recordings - types, colours or dates

Type	Description	Illustration	Dimensions	Colour	From	To
Type 1a	Circular - With Dot after Arad		32-34mm Diameter	Bright Violet Reddy Violet Violet	23/03/1919 *	13/04/2019
Type 1b	Circular - No Dot after Arad		32-34mm Diameter	Violet	01/06/1919	13/07/1919 *
Ligeti	2 Line "Censure Francais Ligeti"		75mm by 12mm	Violet	07/05/1919	29/06/1919
Delayed *	Delayed cachet	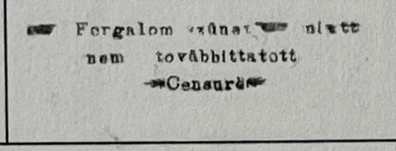	80mm by 18mmm	Red	30/03/1919	10/04/1919

Romanian Censor in Arad Cachets

* New recordings - types, colours or dates

Type	Description	Illustration	Dimensions	Colour	From	To
Type 1	Boxed Mark		53mm by 18mm	Violet Red * Black *	May-19	Jun-19 *
Type 2 (Small)	2 Line - No Dots		40mm by15mm	Black	Jul-19	Aug-19
Type 2 (Big)	2 Line - No Dots		46mm by 18mm	Black	Jul-19	Jul-19
Type 3a	2 Line - Dots		47mm by 20mm 45mm by 20mm	Violet Red * Black *	Aug-19	Mar-21 *
Type 3b	2 Line - Dots	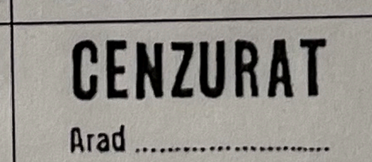	42mm by 18mm 42mm by20mm	Violet	Not Seen - T & T give dates as Sep-19 to Oct-19	
Type 3c +	2 Line - Dots joined in groups of 3		47mm by 20mm	Violet	Jul-19 *	Jan-21
Type 3d +	2 Line - Dots joined in groups of 4 C in line with the R		55mm by 20mm	Red * Reddy Violet * Violet	Nov-19	Oct-20
Type 4 *	Circular		34mm diameter	Violet Black	Dec-19	Jan-20
Type 5 *	1 Line	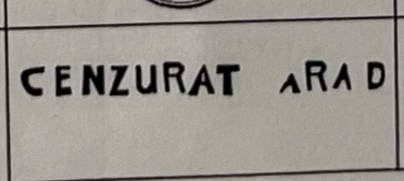	45mm by 5mm	Violet	Jun-20	Jun-20

+ Type 3c and 3d are identifed by Szegedi

Romanian Censors in Marul Rosu and Arad County Cachets

* New recordings - types, colours or dates

Type	Description	Illustration	Dimensions	Colour	From	To
Marul Rosu 1	Circular		34mm diameter	Violet	Apr-19	Mar-20 *
Marul Rosu 2	2 line with solid date line	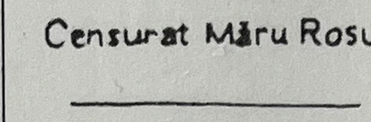	55mm by 14mm	Violet	Not Seen - T & T give dates as Aug-19	
Marul Rosu 3	2 line with dots in date line		52mm by 14mm	Violet Blue *	Jun-19	Nov-19
Curtici	Boxed 2 Line	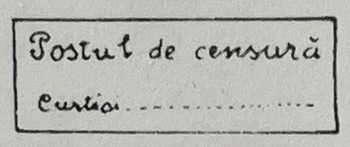	50mm by 20 mm	Violet	Not Seen - T & T give dates as 8/1919	
Maria - Radna 1	Circular		36mm diameter	Black	Sep-19 *	Dec-19
Maria - Radna 2 *	1 Line		70mm by 4mm	Violet	No Clear Date	No Clear Date
Santana 1	2 Line		62mm by 10mm	Violet	Apr-20	Apr-20
Santana 2 *	2 Line with space for date		45mm by 11mm	Black	Dec-20	Jan-20
Pancota 1	2 Line	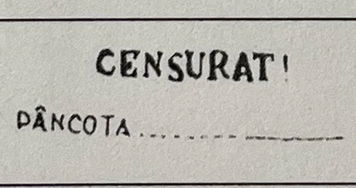	47mm by 12mm	Black Red *	Mar-20 *	Apr-20
Pancota 2	2 Line with "La" in 2nd Line	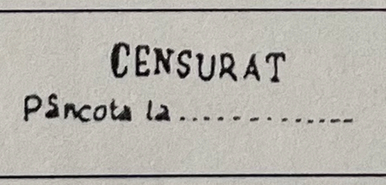	45mm by 10mm	Black	Aug-19	Jan-20 *
Pancota 3	2 Line - "Officiul"	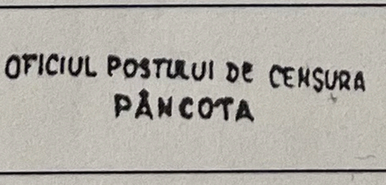	60mm by 12mm	Black	Dec-19	Dec-19

Summary of Multiple Censorship in Arad

Key dates in the period that relate to Arad censorship and multiple censorship on postal items that crossed between occupied zones are:

23rd March 1919 — French censor office was established in Arad

16th April 1919 — Postal Service become possible/easier between Occupied Zones

17th May 1919 — Romanian censor office was established in Arad

25th May 1919 — Arrangements between the French and Romanian Censorship clarified by General Tournadre's communication

10th July 1919 — Complete control of Postal Services in Arad passed to Romanians

	Before 23/3/1919	23/3/1919 to 16/4/1919	16/4/1919 to 17/5/1919	17/5/1919 to 25/5/1919	25/5/1919 to 10/7/1919	after 10/7/1919
French (Arad)		X	X	X	X	
Romanian (Arad)				X	X	X
Serbian	X	X	X	X	X	X
Romanian (Outside Arad)	X	X	X	X	X	X
Double Censorship						
Serbian / French (Arad)		X	X	X	X	
Serbian / Romanian (Arad)				X		X
French (Arad) / Romanian (Outside Arad)		Possible	X	X		
Romanian (Arad) / Romanian (Outside Arad) +				X	X	X
Triple Censorship						
Serbian / French (Arad) / Romanian (Outside Arad)		Possible	X	X		

+ There were no regulations that set out that any item or percentage of items needed to censored twice, although there are examples.

As can be seen, French Censorship appears to have continued until 13th July 1919.

Marul Rosu Censor

As the Romanian Army moved west through Hungary, censorship offices were established in occupied areas. In 1919 one office was established in Mezohegyes (Romanian name - Marul Rosu). This town is roughly half way between Arad and Szeged. At some point in 1919 (according to Dr Grecu this was probably in July 1919) the Marul Rosu cachet moved to Arad. This could indicate that the censor was relocated to Arad, and took their cachet, but there is no clear reason.

Arad County Censors

In addition to the Romanian censor office in Arad, there were 4 other censor offices in Arad County (see map below of Arad County) , the known dates of use are from Telgut and Thielk.

Curtici	August 1919, 1 type (not seen)
Maria Radna	December 1919, 1 type
Pancota	August 1919 to April 1920, 3 types
Santana	April 1920, 1 type

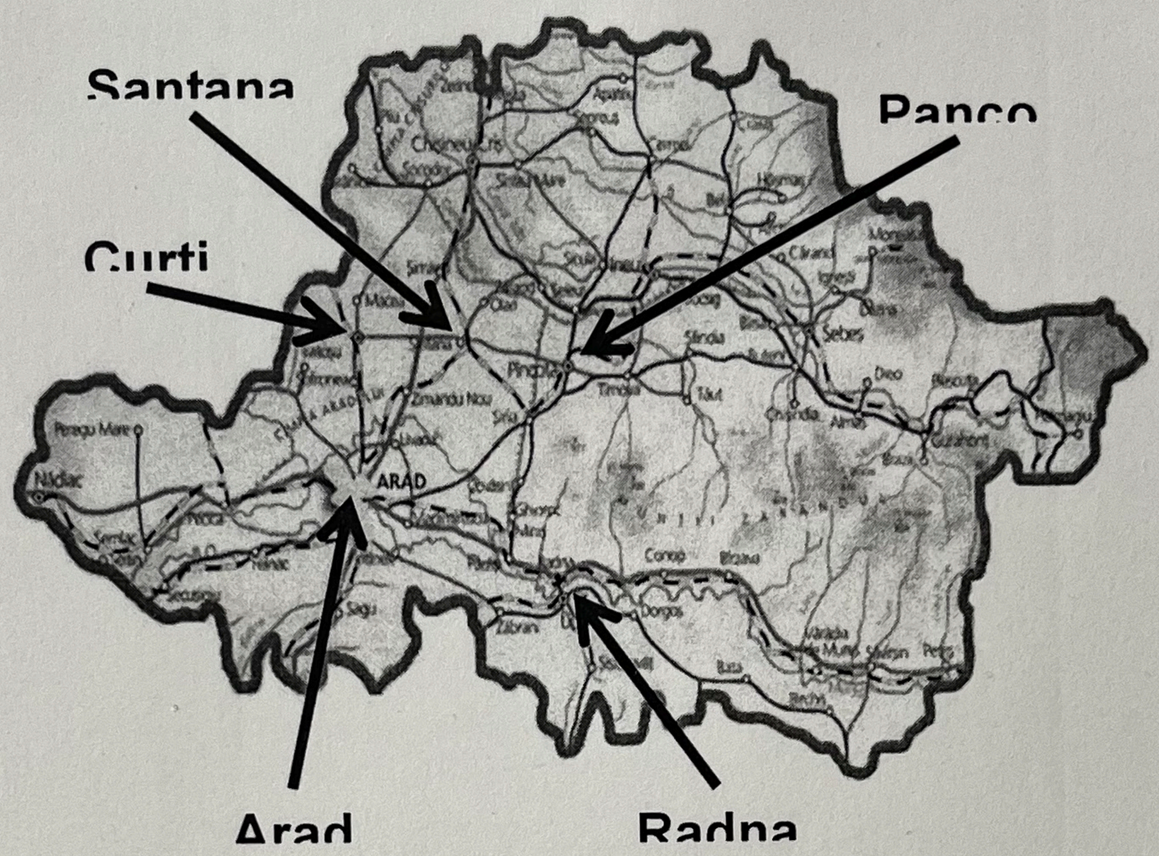

The full Romanian Postal Service was set up in Arad on 10th July 1919, 2 days before the Romanians formally took control of the city. French censorship was believed to have also ended on 10th July 1919. However it appears that a number of items had the French censor cachet applied until 14th July 1919.

With the Romanians in sole control of the city censorship continued. There were no regulations by the Romanian Authorities requiring censorship at both the arrival offices as well as the departure offices, but double censoring does occur.

Hungarian stamps remained valid for postage, and from July 1919 the exchange rate was 1 Bani to 2 Filler (1 Leu to 2 Korona). Before this date the exchange rate was 1 to 1.

Hungarian Stamps were withdrawn from sale across Transylvania on 30th September 1919. Of course Hungarian stamps remained valid for use. It is not clear when Romanian stamps were supplied to Arad.

In general the Hungarian circular date stamps remained in use, but changed from reading YYY MMM DD to the Romanian form of DD MMM YYY, but the change does not appear to have been uniform.

The Treaty of Trianon was signed on 4th June 1920 that confirmed Transylvania's integration into Romania.

Censorship was ended on Romanian Territory on 5th August 1920, however in Transylvania it is known that some censorship continued until 1921. The last recorded date of censorship in Arad was in February 1920 (according to Telegut and Thielk), but is now known to last until March 1921.

The "Occupation Francaise" Issue of Arad

Firstly this issue is not a true occupation issue (the French were located in the town to preserve order in the Banat and South Transylvania), and it had no authority from any legal postal body. It appears that the issue was created to use up obsolete stocks of Hungarian stamps and raise funds for the post office.

The printings were co-ordinated by Mr Fritz – the Arad Post Office Director and carried out at Lanyi printing shop. The overprinting was done with red and blue overprints only.

The stamps were put on sale on 4th May 1919 and were subject to massive speculative buying. The stamps were on sale in shops and in the post offices. They were withdrawn from sale on 11th June 1919.

Speculation and the Overprinted Stamps

Ettre (1996) sets out the buying and speculation of the overprinted issues was linked to the collapse in the population's confidence in the money issued in Hungary.

In 1918 "new" money issued was printed on white paper while the old notes were printed on blue paper so was easily distinguishable. The issue of white money increased dramatically in March 1919 when the Soviet Republic was formed, and the population lost confidence in it.

As areas were occupied the banking connection with Budapest ceased and no money could be transferred into the occupied areas to pay for state employees for whom the Hungarian government was responsible to pay.

As an emanation of the state the Post Office had to accept the white money (considered as worthless) so stamps were purchased as they were perceived as something that would hold their value, or increase, rather than the money itself.

In the occupied area this demand for stamps must have been further fuelled by speculation as people wanted the overprinted stamps. This demand for stamps was clearly recognised when stamps were surcharged with higher values as the Regional Postal Directorates could make more money that way.

The table below shows that the Arad Post Office received an additional 41350 korona after 8 surcharges were applied, an increase in over 25% in the face value.

Total Face Value of Stamps (K)	162229
Total Value of Stamps after Overprinting (K)	203579
Increase in Value (K)	41350
Increase in Value (%)	25.49%

There is no evidence that these stamps were valid for postal use, and most used examples appear to be on covers created by philatelists.

Issued Stamps

Basic Stamp Series	Value	Colour	No. Issued	Ovpt Colour
War Charity Issue of 1916	10f+2f	Red	300	Blue
War Charity Issue of 1916	15f+2f	Violet	4,200	Red
War Charity Issue of 1916	40f+2f	Lake	3,200	Blue
Harvester	2f	Brown	24,900	Red
Harvester	3f	Red	53,900	Red
Harvester	5f	Green	2,000	Red
Harvester	6f	Blue	21,200	Red
Harvester	10f	Red	9,900	Blue
Harvester	15f	Violet	22,300	Red
Harvester	20f	Brown	500	Red
Harvester	35f	Brown	300	Red
Harvester	40f	Olive	800	Red
Surcharge on Harvester	45f on 2f	Brown	5,000	Red
Surcharge on Harvester	50f on 3f	Red	5,000	Red
Parliament	50f	Purple	6,800	Blue
Parliament	75f	Blue	20,700	Blue
Parliament	80f	Green	14,700	Blue
Parliament	1k	Lake	2,700	Blue
Parliament	2k	Brown	13,600	Blue
Parliament	3k	Violet & Brown	2,300	Blue
Parliament	5k	Brown	2,940	Blue
Parliament	10k	Lilac & Brown	260	Blue
Karl & Zita	10f	Red	400	Blue
Karl & Zita	20f	Brown	46,600	Red
Karl & Zita	25f	Blue	16,800	Red
Karl & Zita	40f	Olive	12,000	Red
Harvester – Koztarsasag	2f	Brown	21,300	Red
Harvester – Koztarsasag	4f	Grey	22,000	Red
Harvester – Koztarsasag	5f	Green	63,500	Red
Harvester – Koztarsasag	6f	Blue	3,300	Red
Harvester – Koztarsasag	10f	Red	300	Blue
Harvester – Koztarsasag	20f	Brown	2,700	Red
Harvester – Koztarsasag	40f	Olive	21,200	Red
Parliament – Koztarsasag	1k	Lake	12,500	Blue
Parliament – Koztarsasag	3k	Violet & Brown	2,600	Blue
Surcharge on Parl't – Kozt'g	10k on 1k	Lake	3,000	Blue
Karl & Zita – Koztarsarsag	25f	Blue	14,500	Red
Karl & Zita – Koztarsarsag	40f	Olive	400	Red
Karl & Zita – Koztarsarsag	50f	Violet	5,000	Red
Harvester – Magyar Posta	10f	Red	6,000	Blue
Express	2f	Green & Red	67,000	Red
Newspaper	2f	Orange	34,000	Blue
Surcharge on Newspaper	12f on 2f	Orange	5,000	Blue
Surcharge on Newspaper -	15f on 2f	Orange	5,000	Blue
Surcharge on Newspaper	30f on 2f	Orange	5,000	Blue
Surcharge on Newspaper	50f on 2f	Orange	5,000	Blue
Surcharge on Newspaper	100f on 2f	Orange	5,000	Blue
Red Postage Due	2f	Red & Green	5,300	Blue
Red Postage Due	10f	Red & Green	10,200	Blue
Red Postage Due	12f	Red & Green	900	Blue
Red Postage Due	15f	Red & Green	700	Blue
Red Postage Due	20f	Red & Green	3,100	Blue

Unisssued Stamps

Basic Stamp Series	Value	Colour	No. Issued	Ovpt Colour
War Charity Issue of 1916	10f+2f	Red	Not Known	Red
War Charity Issue of 1916	15f+2f	Violet	Not Known	Blue
Harvester (White Numbers)	15f	Violet	100 (est)	Red
Surcharge on Harvester	45f on 3f	Red	300 (est)	Red
Surcharge on Harvester	50f on 2f	Brown	300 (est)	Red
Surcharge on Parliament	10k on 1k	Lake	Not Known	Blue
Harvester with Koztasarsag	3f	Red	Not Known	Red
Harvester – Magyar Posta	5f	Green	Not Known	Red
Harvester – Magyar Posta	20f	Brown	Not Known	Red
Surcharge on Newspaper	35f on 2f	Orange	Not Known	Red
Red Postage Due*	1f	Red & Green	Not Known	Blue
Red Postage Due*	5f	Red & Green	Not Known	Blue
Red Postage Due*	6f	Red & Green	Not Known	Blue

* These 3 postage due issues are often classified as “unissued”. Cserni classifies them as part of the issue.

It is not clear why these unissued stamps were prepared and not issued. They may have been produced in small number and shared between dignitaries or acted as proofs.

Errors and Varieties

Inverted Overprints

Basic Stamp Series	Value	Colour	No. Issued	Ovpt Colour
Harvester	6f	Blue	Not Known	Red
Harvester	10f	Red	Not Known	Blue
Harvester	15f	Violet	Not Known	Red
Parliament	75f	Blue	Not Known	Blue
Parliament	2k	Brown	Not Known	Blue
Karl & Zita	25f	Blue	Not Known	Red
Karl & Zita	40f	Olive	Not Known	Red
Harvester – Koztarsasag	2f	Brown	Not Known	Red
Harvester – Koztarsasag	6f	Blue	Not Known	Red
Harvester – Koztarsasag	10f	Red	100 (est)	Blue
Harvester – Koztarsasag	40f	Olive	Not Known	Red
Parliament – Koztarsasag	1k	Lake	Not Known	Blue
Karl & Zita – Koztarsarsag	25f	Blue	Not Known	Red
Karl & Zita – Koztarsarsag	40f	Olive	100 (est)	Red

Double Overprints

Basic Stamp Series	Value	Colour	No. Issued	Ovpt Colour
Harvester	15f	Violet	Not Known	Red
Surcharge on Harvester	50f on 3f	Red	Not Known	Red
Parliament	50f	Purple	100 (est)	Blue
Surcharge on Parliament	10k on 1k	Lake	Not Known	Blue
Surcharge on Newspaper	30f on 2f	Orange	Not Known	Blue

90° shifted overprint (overprint vertically downward)

Basic Stamp Series	Value	Colour	No. Issued	Ovpt Colour
Red Postage Due	2f	Red & Green	Not Known	Blue
Red Postage Due	10f	Red & Green	Not Known	Blue
Red Postage Due	12f	Red & Green	Not Known	Blue
Red Postage Due	15f	Red & Green	Not Known	Blue
Red Postage Due	20f	Red & Green	Not Known	Blue

The fact that this error occurs on all 5 of the Postage Due Sheets and in very low quantities (possibly one or two sheets) and not on sheets of the same value indicate that these sheets were probably deliberately created either illicitly or speculatively.

Missing "f" in "francaise"

Basic Stamp Series	Value	Colour	No. Issued	Ovpt Colour
Surcharge on Newspaper	12f on 2f	Orange	Not known	Blue
Surcharge on Newspaper	15f on 2f	Orange	Not known	Blue
Surcharge on Newspaper	30f on 2f	Orange	Not known	Blue
Surcharge on Newspaper	50f on 2f	Orange	Not known	Blue
Surcharge on Newspaper	100f on 2f	Orange	Not known	Blue

Inverted "f" in "francaise"

Basic Stamp Series	Value	Colour	No. Issued	Ovpt Colour
Parliament	50f	Purple	136 (est)	Blue
Parliament	75f	Blue	414 (est)	Blue
Parliament	80f	Green	294 (est)	Blue
Parliament	1k	Lake	54 (est)	Blue
Parliament	2k	Brown	272 (est)	Blue
Parliament	3k	Violet & Brown	46 (est)	Blue
Parliament	5k	Brown	58 (est)	Blue
Parliament	10k	Lilac & Brown	4 (est)	Blue

Missing "i" in "francaise"

Basic Stamp Series	Value	Colour	No. Issued	Ovpt Colour
Parliament	50f	Purple	68	Blue
Parliament	75f	Blue	207	Blue
Parliament	80f	Green	147	Blue
Parliament	1k	Lake	27	Blue
Parliament	2k	Brown	136	Blue
Parliament	3k	Violet & Brown	23	Blue
Parliament	5k	Brown	29	Blue
Newspaper	2f	Orange	340	Red
Red Postage Due	2f	Red & Green	53	Blue
Red Postage Due	10f	Red & Green	102	Blue
Red Postage Due	20f	Red & Green	31	Blue

Other Errors

Basic Stamp Series	Value	Colour	No. Issued	Ovpt Colour
Missing "c" – Newspaper	2f	Orange	Not Known	Red
Inverted "5" – Surcharge on Newspaper	50f on 2f	Orange	Not Known	Blue

As well as these errors there are shifted overprints, but these do not appear to be as common as shifted overprints of the Cluj and Oradea Issue

The "Second Printing" of the Issue

Georghe Cserni asserts that the stamps were printed in 2 separate printings (similar to the Szeged Issue) the difference being the distance between the 2 lines of the overprint 2.2 mm between the text on the first printing and 1.6mm on the 2nd Printing. Others believe that the second printings are actually fakes created using the typeface discarded by the printers.

Stamps from the 2nd Printing (1.6mm between lines)

Basic Stamp Series	Value	Colour	No. Issued	Ovpt Colour
War Charity Issue of 1916	40f+2f	Lake	Not Known	Blue
Parliament	3k	Violet & Brown	Not Known	Blue
Parliament	10k	Lilac & Brown	Not Known	Blue
Parliament – Koztarsasag	1k	Lake	Not Known	Blue
Parliament – Koztarsasag	3k	Violet & Brown	Not Known	Blue
Red Postage Due	2f	Red & Green	Not Known	Blue
Red Postage Due	10f	Red & Green	Not Known	Blue
Red Postage Due	12f	Red & Green	Not Known	Blue
Red Postage Due	15f	Red & Green	Not Known	Blue
Red Postage Due	20f	Red & Green	Not Known	Blue

270° shifted overprint (overprint vertically upward – 1.6mm between lines – 2nd Printing only)

Basic Stamp Series	Value	Colour	No. Issued	Ovpt Colour
Red Postage Due	2f	Red & Green	Not Known	Blue
Red Postage Due	10f	Red & Green	Not Known	Blue
Red Postage Due	12f	Red & Green	Not Known	Blue
Red Postage Due	15f	Red & Green	Not Known	Blue
Red Postage Due	20f	Red & Green	Not Known	Blue

Inverted Overprints (1.6mm between lines - 2nd Printing)

Basic Stamp Series	Value	Colour	No. Issued	Ovpt Colour
War Charity Issue of 1916	40f+2f	Violet	Not Known	Not Known
Harvester	10f	Red	Not Known	Blue
Harvester – Koztarsasag	10f	Red	Not Known	Blue
Parliament	1k	Lake	Not Known	Blue
Parliament	2k	Brown	Not Known	Blue

Identification of Genuine Overprints

The covers created by the philatelists provide the key to accurate identification of genuine and forged overprints.

The usual suspect of Pape is often associated with these forgeries however the illicit activity has continued. With care genuine and forged examples can be distinguished. The presence of an expert's mark should also not be accepted as any guarantee on this or any overprint.

Perhaps the fact that these stamps were never authorised has meant there appear to be less fakes than the Cluj and Oradea Issue that were sent to the UPU as official issues. However the fact that the overprint is simple text has allowed a lot of amateurs to "have a go".

Brainard identifies the following features for the genuine overprints:

1) The overprint letters are very well formed and appear clean and clear, this is especially true of the blue overprints

2) Both red and blue inks are evenly distributed across the letters and a thin border to each letter can be seen. This outer border of ink is a little more noticeable on the blue coloured overprints

3) The shape and formation of the letters are important criteria in identifying the genuine overprint.

a) The most important letter to check is the "c" in "francaise". The type piece used for the "c" is actually an upside down "5". Note the straight bottom and right side of the neck to this numeral. The thickness of the numeral tapers slightly as you swoop up, over and down, forming a near normal looking "c".

b) The cross bar on the "f" in "francaise" normally appears squared-off on both the left and right extremes. Over inking and plate wear can make this cross bar appear more rounded-off. This characteristic is also less evident on the red overprints.

c) The serif on the letters "u", "a" and "n" are distinctive on the genuine overprint. The lower serif on the letter "p" and the bottoms of the "i", "f" and "r" should also be studied carefully.

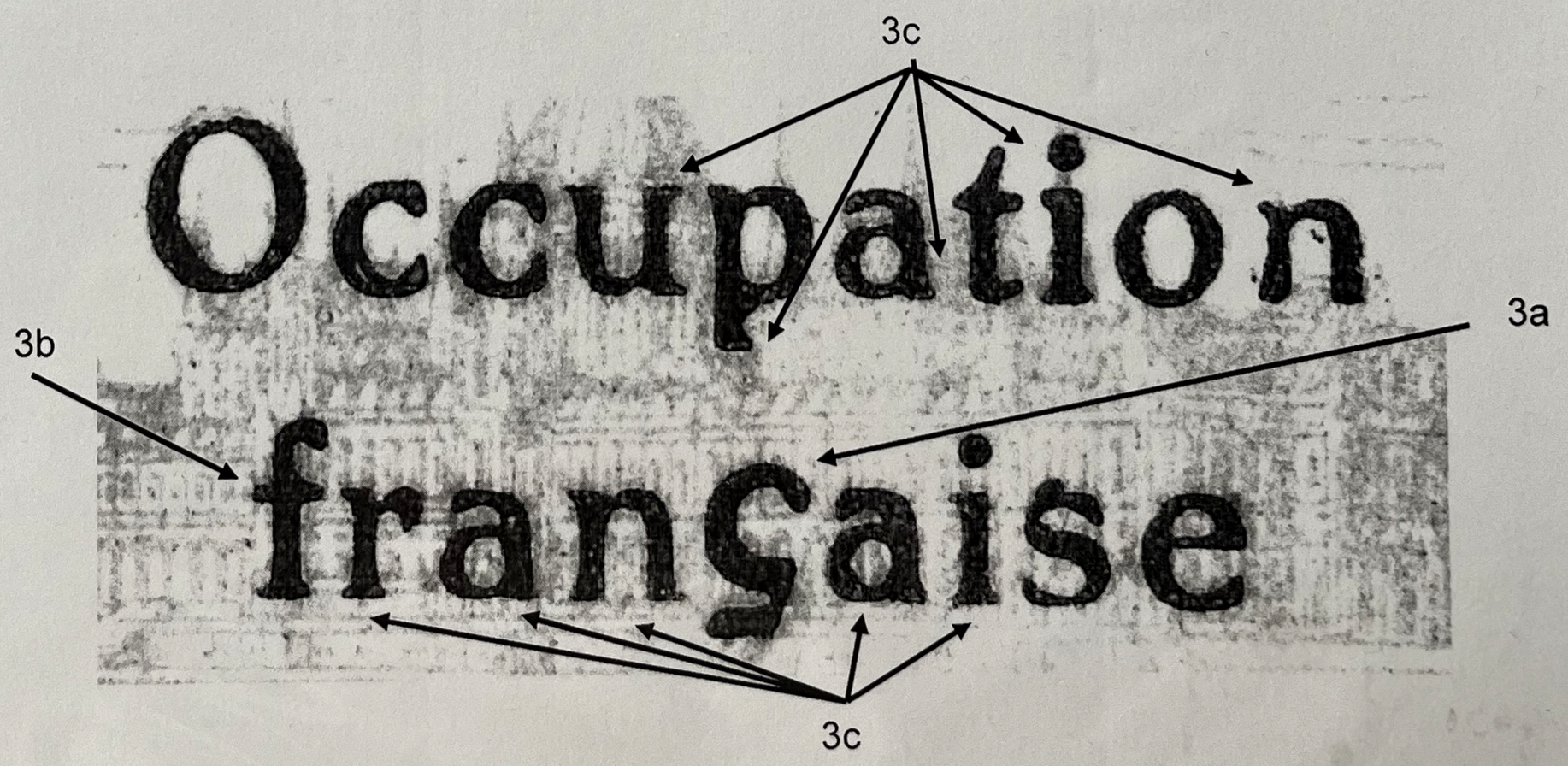

Fakes

At the time these issues appeared there was a philatelic trend of collecting “War Stamps” probably driven by patriotic fervour and also by the idea that rarities were there for the taking as countries overprint some denominations in small quantities. Therefore the time was ripe for forgers to turn common Hungarian stamps into more in-demand overprinted stamps. This applied to the common stamps as well as the rarer varieties.

In addition it must not be forgotten that in the occupied areas, there had been a rapid change in government and potentially in social order too. In many places survival was the limit of anyone’s thoughts, and some of the forgeries must have been driven by this desire. It may also have led to items being stolen from printer’s scrap and waste. Since that time forgers have reproduced forged overprints and many different types are filling dealers’ stock books and collectors’ albums.

It is best to rely on one’s own judgment and experience or come to your own views on whose certificate and mark you can rely on.

Selection of Forgeries

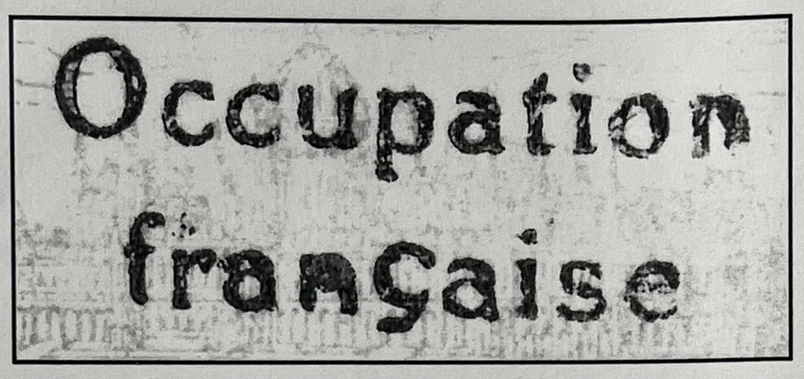

C in Francaise – right side of the top section is closed (middle section has upstroke to right hand side)

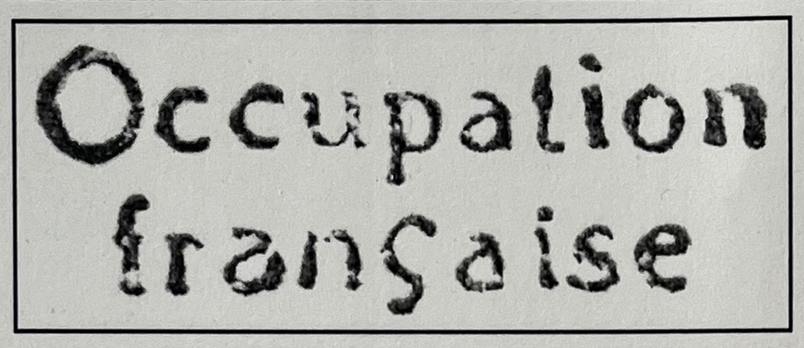

Lettering is too thin and no serifs

C in Francaise – incorrect shape

E in Francaise – incorrect shape

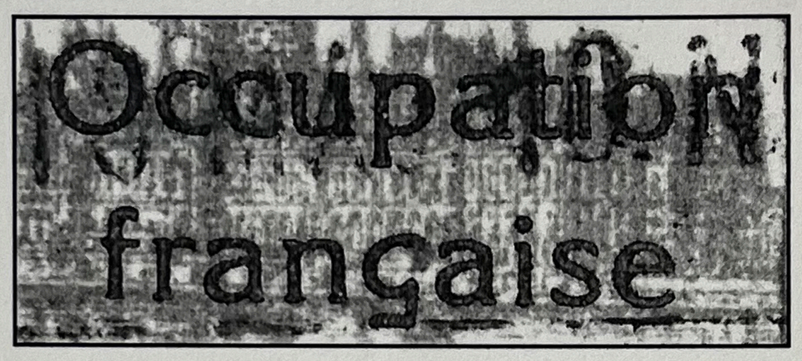

Lettering has incorrect serifs

C in Francaise - incorrect shape



Lettering is too irregular

Lettering has no serifs

C in Francaise - incorrect shape



Lettering is blurred and inconsistent

C in Francaise - incorrect shape

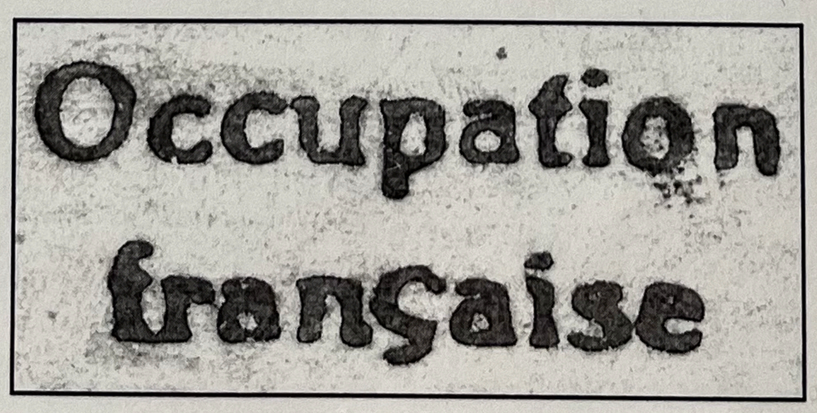

Lettering is poorly formed and too thick

C in Francaise - incorrect shape

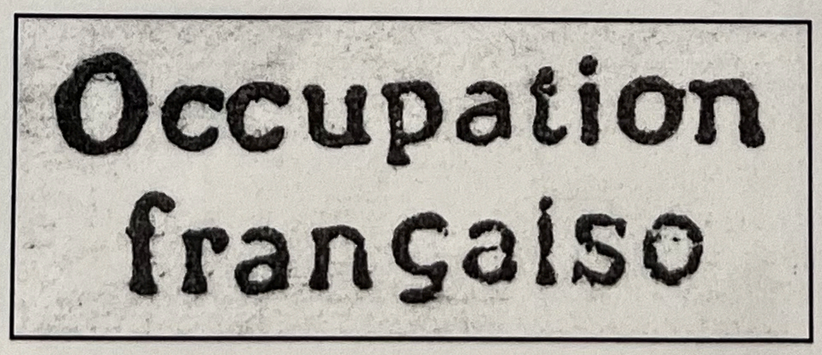

Lettering is inconsistent and poorly formed

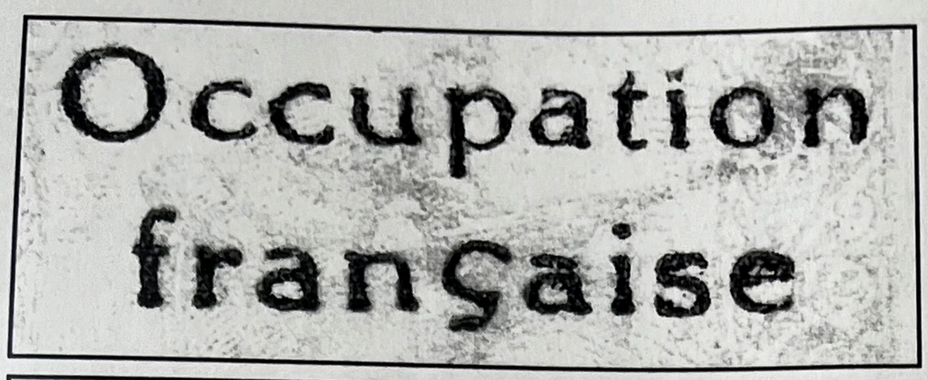

Lettering is thin and no serifs

2nd A in francaise is the wrong shape

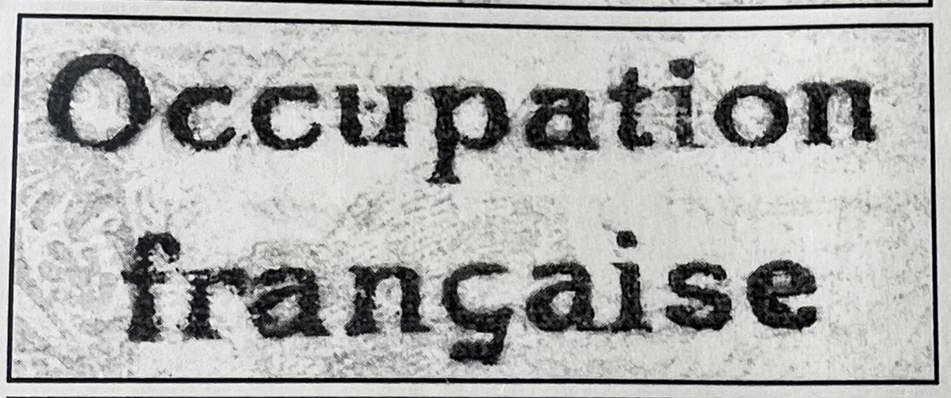

P in Occupation – vertical stroke is too long as has serifs on both sides at the bottom

C in Francaise - poorly formed

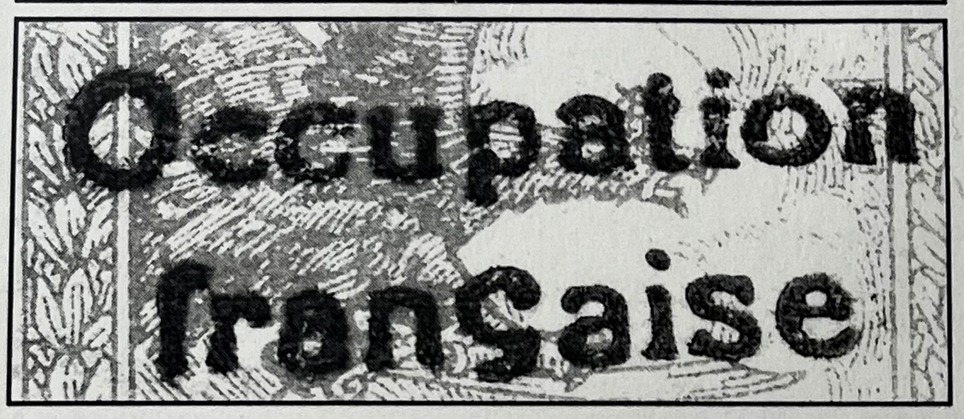

Lettering is poorly formed, inconsistent and blurry

C in Francaise - incorrect shape

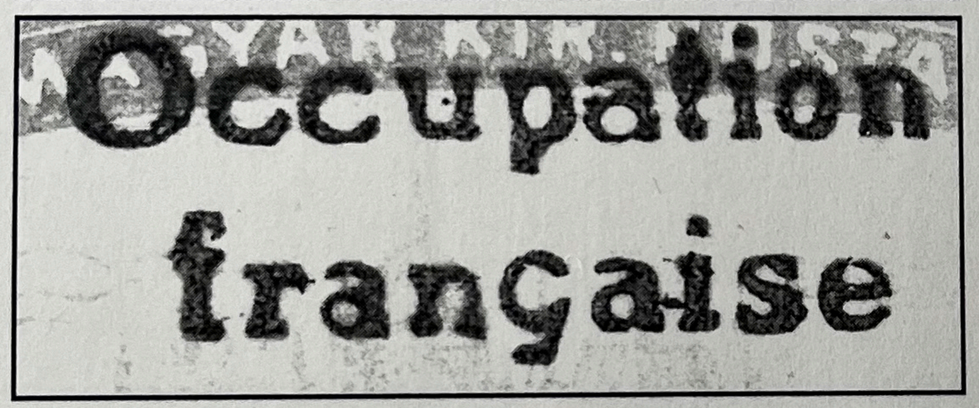

C in Francaise – right side of the top section is closed (middle section has upstroke to right hand side)

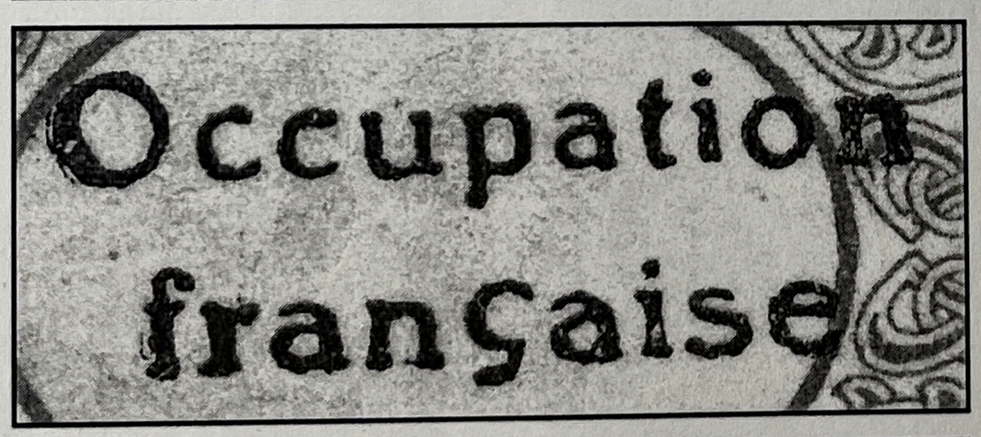

Overprint it blotchy

F in Francaise – too short and horizontal stroke is too high

A in Francaise – incorrect shape to top section

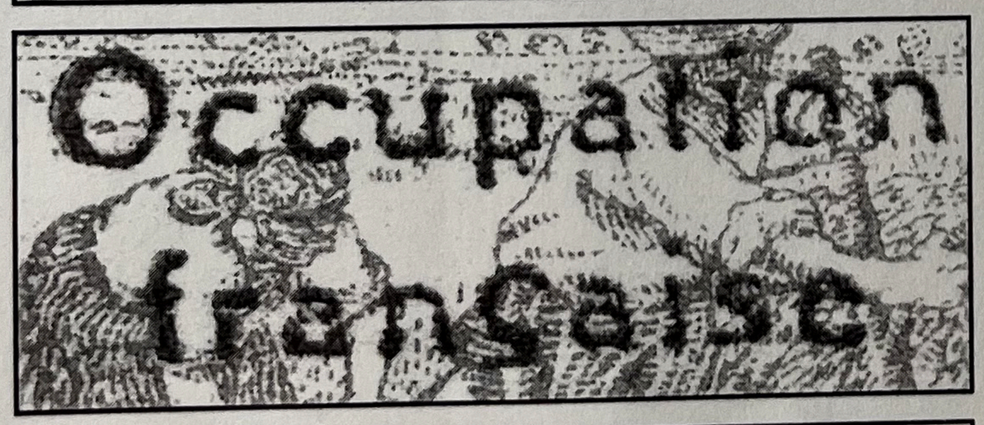

Lettering does not have correct serifs

C in Francaise - incorrect shape

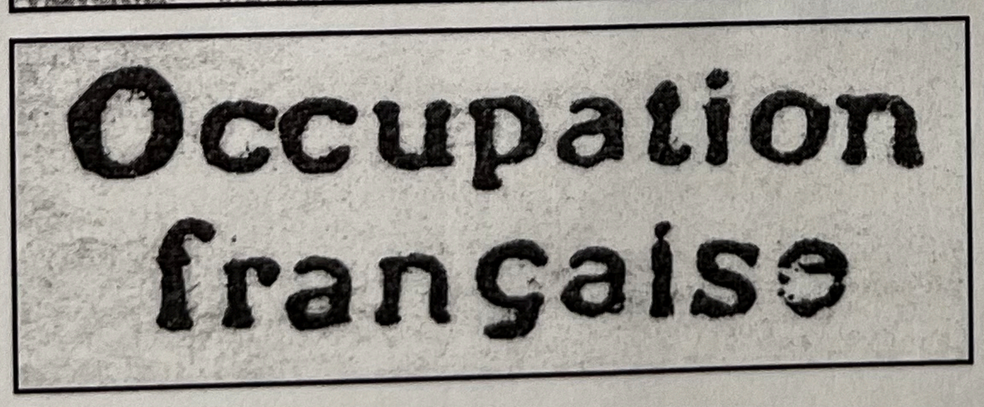

Signed “VS”

Lettering is not aligned (bottom of Occupation)

Cs in Occupation – different shapes

S in Francaise – incorrect alignment

C in Francaise – incorrect shape

Wear and Tear

The basic stamps of the Arad issue amount to only 6178 sheets and with inverted, double, misplaced and other errors it is safe to assume that the print run was comfortably less than 6500 sheets.

Compared this with the Cluj issue where over 74,000 sheets were issued, and it clear that any plate wear should not be significant.

Therefore any stamp looking like it came from a heavily-worn print should be treated as highly suspect.

Ink

The stamps were only issued in blue and red, therefore all black overprints are fake. The blue is quite intense and generally gives a clean overprint. The red overprints can differ in colour from a orangey-red with a distinctive squeeze to a slightly more carmine looking overprint. The apparent colour of the red overprint is affected by the colour of the base stamp and the depth of the colour is also related to the amount of ink on the plate.

It does appear that the ink used was not always absorbed into the paper giving a blotchy effect. This may also be affected by contamination (oil, grease or water) on the stamps on printing plates themselves.



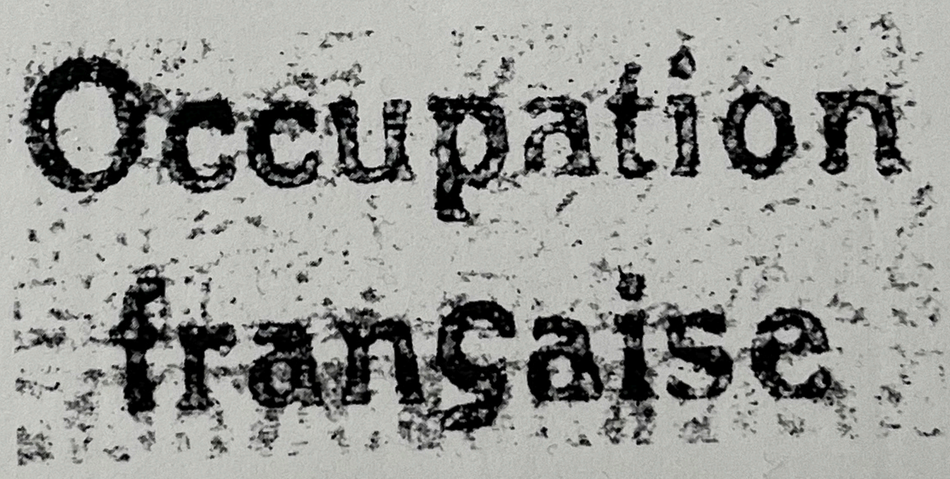

45f on 2f Brown
with Red overprint
Showing the blotchy
appearance

Cover 7, Stamp 13

I only have one complete sheet of Arad Overprints in my collection, but have seen a number of photocopies of sheets and 1 sheet in Cserni's article and the analysis of varieties is below:

Source	Cserni - figure 12, issue 3, 2009, Brasovian Philatelic Studies	Copy 1	Copy 2	Copy 3	Copy 4	Copy 5	Copy 6	Sheet
Sheet	5f Harvester with Koz.	2f PD	10f PD	10f Harvester (Magyar Posta) 2 Part Sheet	40f War Charity	50f Zita with Koz	40f Zita	5f Harvester with Koz (not the same one as Cserni's sheet)
	Full	Full	Full	I,1 to X,5 and most of V1,5 TO X,10 (70 stamps)	I, 3 to X, 10 (80 stamps)	Full	Full	Full
O/P Colour	Red	Blue	Blue	Blue	Blue	Red	Red	Red
Raised "O" with shaved top	I, 4	I, 4	I, 4	I, 4	I, 4	I, 4	I, 4	I, 4
	I, 5	I, 5	I, 5	I, 5	I, 5	I, 5 (broken O rather than shaved)	I, 5	I, 5
	I, 6	I, 6	I, 6		I, 6	I, 6	I, 6 (broken O rather than shaved)	I, 6
Raised "O" in Occupation	II, 1	-	-	-		II, 1	II, 1	II, 1
	II, 4	II, 4	II, 4	II, 4	II, 4	II, 4	II, 4	II, 4
	II, 5	II, 5	II, 5	II, 5	II, 5	II, 5	II, 5	II, 5
	II, 6	II, 6	II, 6		II, 6	II, 6	II, 6	II, 6
	-	II, 8	II, 8		II, 8	-	-	-
	III, 4	III, 4	III, 4	III, 4	III, 4	III, 4	III, 4	III, 4
	III, 5	III, 5	III, 5	III, 5 - missing first C in Occupation	III, 5	III, 5	III, 5	III, 5
	IV, 4	IV, 4	IV, 4	IV, 4	IV, 4	IV, 4	IV, 4	IV, 4
	IV, 5	IV, 5	IV, 5	IV, 5	IV, 5	IV, 5	IV, 5	IV, 5
	V, 4	V, 4	V, 4	V, 4	V, 4	V, 4	V, 4	V, 4
	V, 5	V, 5	V, 5	V, 5	V, 5	V, 5	V, 5	V, 5
	VI, 4	VI, 4	VI, 4	VI, 4	VI, 4	VI, 4	VI, 4	VI, 4
	VI, 5	VI, 5	VI, 5	VI, 5	VI, 5	VI, 5	VI, 5	VI, 5
	VII, 4	VII, 4	VII, 4	VII, 4	VII, 4	VII, 4	VII, 4	VII, 4
	VII, 5	VII, 5	VII, 5	VII, 5	VII, 5	VII, 5	VII, 5	VII, 5
	VIII, 3	VIII, 3	VIII, 3	VIII, 3	VIII, 3	VIII, 3	VIII, 3	VIII, 3
	VIII, 4	VIII, 4	VIII, 4	VIII, 4	VIII, 4	VIII, 4	VIII, 4	VIII, 4
	VIII, 5	VIII, 5	VIII, 5	VIII, 5	VIII, 5	VIII, 5	VIII, 5	VIII, 5
	IX, 3	IX, 3	IX, 3	IX, 3	IX, 3	IX, 3	IX, 3	IX, 3
	IX, 4	IX, 4	IX, 4	IX, 4	IX, 4	IX, 4	IX, 4	IX, 4
	IX, 5	IX, 5	IX, 5	IX, 5	IX, 5	IX, 5	IX, 5	IX, 5
	X, 3	X, 3	X, 3	X, 3	X, 3	X, 3	X, 3	X, 3
	X, 4	X, 4	X, 4	X, 4	X, 4	X, 4	X, 4	X, 4
	X, 5	X, 5	X, 5	X, 5	X, 5	X, 5	X, 5	X, 5
Broken "O"	IV, 2	IV, 2 (2nd o in Occupation also broken)	IV, 2 (2nd o in Occupation also broken)	IV, 2		IV, 2	IV, 2 (2nd o in Occupation also broken)	IV, 2 (2nd o in Occupation also broken)

I have a number of marginal block of the Parliaments, which would indicate that these varieties lie in the some of the same positions

Raised "O" in Occupation	II,·1	2l
	VI, 5	75b
	VII, 5	75b
	VIII, 5	75b
	IX, 5	75b
	X, 5	75b

Analysis of the Sheet

The Arad issue is remarkably uniform in its appearance and the orientation of the letters relative to each other. It is also uniform in its dimensions across the entire sheet of 5f Harvester with Koztarsasag, although I use a 2f harvester here for a clearer image. (I should note that that any discrepancies are due to inaccuracies of my eyeballs, rather than my digital caliper, so there is a margin of error in these measurements)



1 - Vertical Distance Between Overprints (bottom of Francaise to top of Occupation)	19.9 mm
2 - Horizontal Distance between overprints (n of Occupation to O of Occupation)	6.5 mm
3 - Distance between bottom of Occupation and top of francaise	2.2 mm
4 - Width of Occupation	15.0 mm
5 - Width of Francaise	12.4 mm

I only have one block of 4 of the surcharged Portos on Newspaper which I illustrate below, along with its dimensions.

Of particular note of these dimensions is:

1) The distance between the Occupation and the Francaise is 1.6mm rather than 2.2mm. This is due to resetting the plate.
2) The horizontal distance between the overprints increases from 6.5mm to 7.1mm. This almost certainly to account for the wider settings between the stamps on the Newspaper Sheets compared to the perforated vertical definitives.

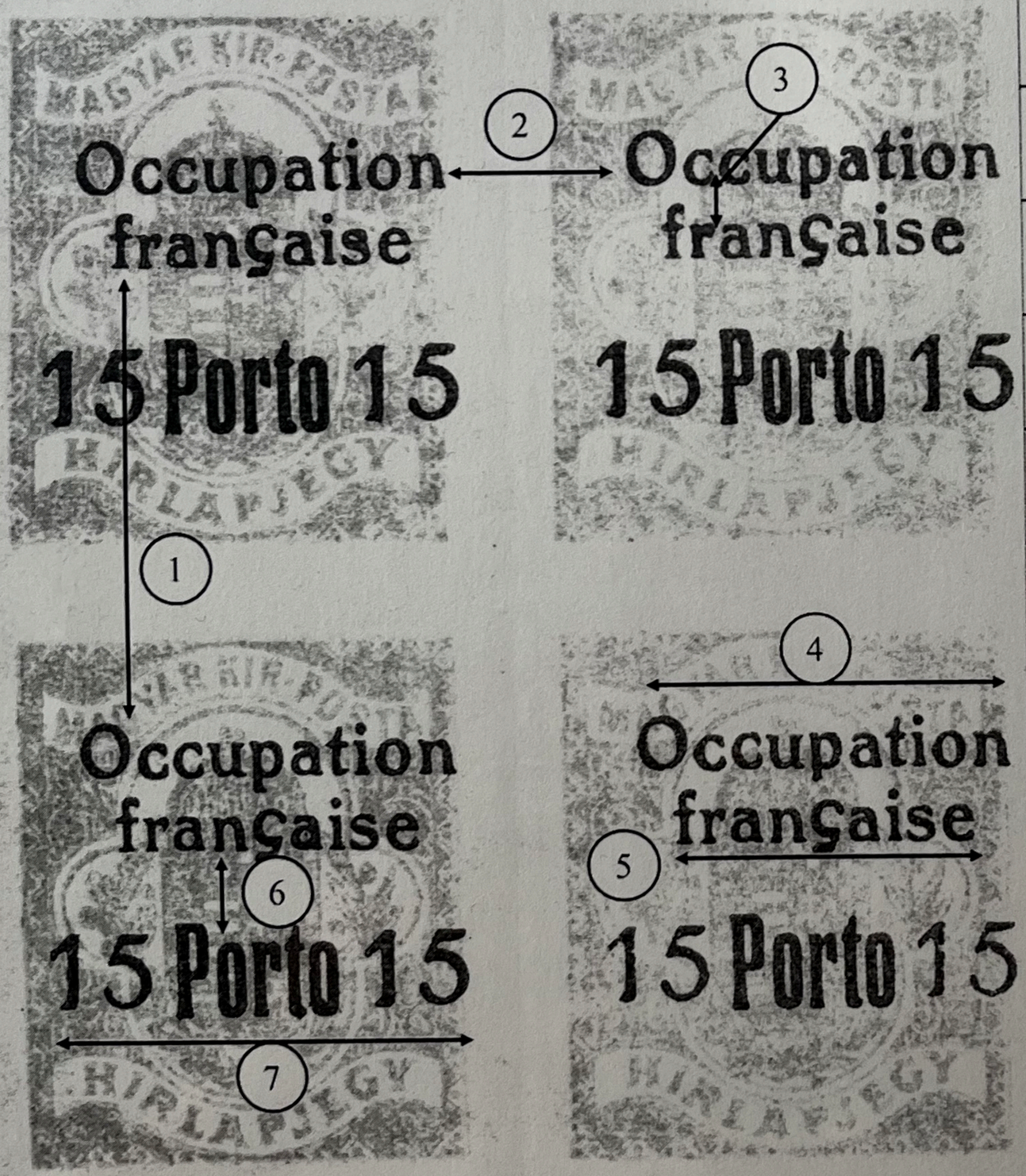

1 - Vertical Distance Between Overprints (bottom of Francaise to top of Occupation)	18.7 mm
2 - Horizontal Distance between overprints (n of Occupation to O of Occupation)	7.1 mm
3 - Distance between bottom of Occupation and top of francaise	1.6 mm
4 - Width of Occupation	15.0 mm
5 - Width of Francaise	12.4 mm
6 – Distance between bottom of Occupation and top of Porto	3.6 mm
7 –Width of Surcharge Line (left of 1 to right of 5)	16.7 mm

The Printing of the Sheets

There is no known source material giving first-hand information regarding the printing of the issue, so this section is based entirely on study of the issue and inferences drawn.

The plates for the issue must have re-laid out for the following types of stamps (letters will be used so as not to denote any order)

A) Vertical Definitives (Harvesters, Charles and Zita, Newspaper etc)
B) Harvesters with Surcharge
C) Newspapers with Porto Surcharge
D) Horizontal Definitives (Postage Due)
E) Parliament
F) Parliaments with Surcharge

With the stamps that were subject to value surcharges the first question is were the value surcharges overprinted at the same time as the "occupation francaise" or were they applied as a separate overprint?

This defines whether the plates were set 3 times (and subject to a second overprint) or whether the plates were set more often with the overprint values too.

If the sheets were subject to 2 overprinting process, it would be logical to see some stamps where the 2 overprints were differently aligned (in direction or spacing) and also with different inking of the plates.

The fact that no stamps have been seen with these differences leads to the conclusion that the overprinting was done in one pass and therefore all five of the above settings exist.

Print Order

Having established the settings our attention can turn to the order of the printing.

Here I must reference Szalay – who in the 2 volume epic "Hohere Philatelie" detailed the Cluj and Oradea Issues. He established print order and quantities through the comparative study of:

1) huge numbers of sheets of stamps
2) examination of the existing records
3) discussions with the people involved in the issue.

None of these 3 is available with respect to the Arad Issue, but I believe there are clues that can lead to some sensible conclusions. These clues being based on a study of the plate wear shown in the overprints based on covers created at the time of issue.

29 covers with overprinted stamps were studied.

As set out the print run was very limited, however it is possible to examine the serifs on the letters and grade these serifs as to there sharpness. It is not possible to grade the letters accurately across blue and red overprints and so only blue overprints were examined. In addition blue overprints were applied to all of the overprint types (except the Harvester Surcharges) and so a comparison can be made across most of the issue.

In order to minimise the effect of the different quantities of ink applied through the print runs, only the edge of the serifs were graded, not the density of the print or the consistency of inking across the letter.

These were graded according to the following guidelines, designed to help consistency:

State	General Description	T		F		I	
1	Edges of the letters are well defined (not the squeeze) and regular. Serifs are well formed with no or little rounding		Clean and Clear edges to the Letter and to the Serifs		Clean and Clear edges to the Letter and to the Serifs. Note that the left hand vertical stroke is slightly thicker than the right hand stroke		Clean and Clear edges to the Letter and to the Serifs
2	Edges of the letters show some deteriation, and the serifs are loosing their sharpness		Edges to the lettering showing deterioration, and the horizontal stroke is shortening		Edges to the lettering showing deterioration, and the edges to the vertical stroke are becoming more rounded		Edges to the lettering showing deterioration
3	Further wear visible with serifs shortening and rounding		Edges to the lettering showing deterioration, Note the fillets forming on the upper sections of the horizontal stroke and further shortening of middel and bottom		Fillets forming particular above the right horizontal stroke and below it on both side		Edges to the lettering showing deterioration, particulary the bottom of the letter which is very rounded. Serifs are shortening
4	Significant loss of the serifs and significant deterioration across all of the letter		Even further deterioration shown by the almost complete absence of the horizontal stroke excelt that which show the fillet. Bottom of the letter is also		Fillets become more pronounces and edges to the letter become very irregular		Serifs have almost totally disappeared



Cover 7 – Philatelic Cover with 27 overprinted stamps !



80f Parliament from this cover (cover 7, stamp 19)

Analysis for the above stamp:

Ref	Base Stamp	Value	O	C	C	U	P	A	T	I	O	N	F	R	A	N	C	A	I	S	E	Avg
7-19	Parliament	80f	2	2	1	2	2	2	3	2	2	2	1	1	1	1	1	1	2	2	1	1.55

The Analysis was then reviewed for all the letters of the Overprint with distinct serifs, the U, P, T, I, N, in OCCUPATION and the F, N, I in FRANCAISE giving the following results.

	Number of Stamps Reviewed	Results for the U, P, T, I, N, F, N, I Average
Vertical Definitives	27	3.00
Newspaper with Porto Surcharge	30	3.11
Parliaments	28	2.41
Parliament with Surcharge	3	-
Postage Due	18	2.64

With the lowest average score indicating a cleaner (and therefore earlier print), these results give a clear suggestion of the print order of the Arad overprints of:

1) Parliaments
2) Postage Dues
3) Vertical Definitives
4) Newspaper with Porto Surcharge

Due to the small number of Parliaments with surcharge it is not reliable to place these in the print order, but there other clues that may indicate their position, and help place the other overprints into a print order.

For all the Parliament, Postage Dues and Vertical Definitives, the vertical gap between the Occupation and Francaise is 2.2mm.

Cserni (12/2009) describes that the gap between the Occupation and Francaise changes from 2.2mm to 1.6mm for a second printing. I have never seen any stamps from this alleged 2nd printing, but a fairly basic study of the stamps of this issue does show the gap changing to 1.6mm, but not for a second print run, but because the settings of the plate changed (for the Newspaper with Porto

Surcharges, and the Parliament Surcharges), and I believe this change in gap helps to suggest a sensible print order.

In addition examples of the surcharged Harvester show the plate was reset:



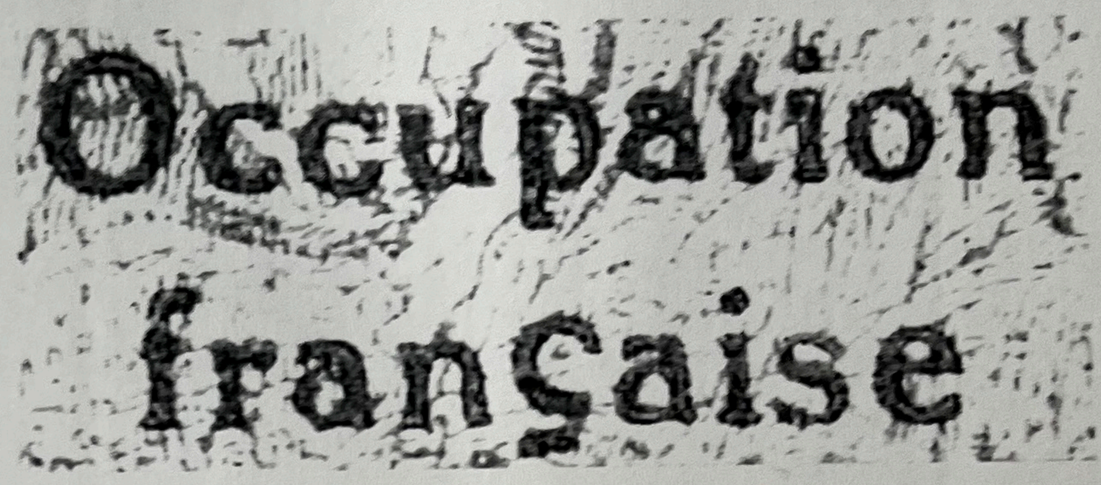

The images show a 45f on 2f Harvester from position I,6 (shown by the selvedge). This stamp is important as the non-surcharged overprints at position I,6 have the distinctive Raised "O" with shaved top variety. However this stamp with its selvedge clearly identifying it from this position does not have this variety.

This indicated that the plates were taken apart and re-set but the gap between the Occupation and Francaise remained 2.2mm

The same analysis of the Parliaments with Surcharge shows that this position does not have the variety but the gap has been reset to 1.6mm



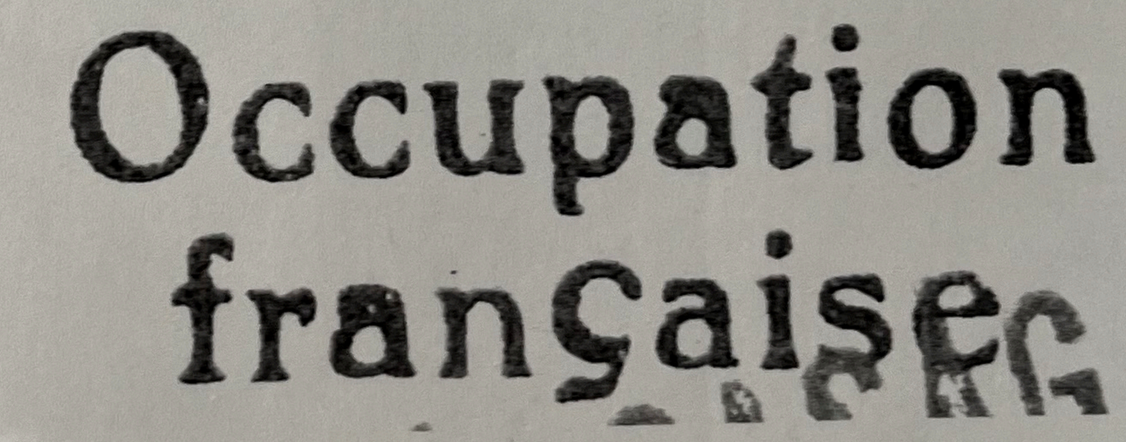

The gap on the Newspaper with Porto Surcharges is also 1.6mm

However there appears to be at least one sheet of the 30f Porto Surcharge on 2f newspaper that was printed with the 2.2mm gap.

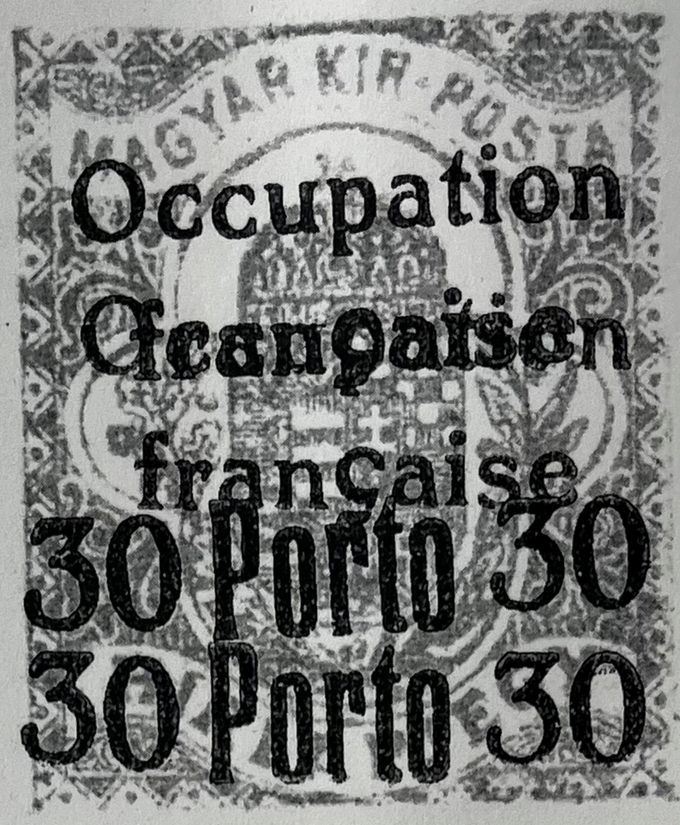

Cserni (12/2009) shows 3 examples in figure 19 of his article. There is no clear reason for why this has occurred but it may be a trial printing of this type, before the gap was modified to 1.6mm. This would also mean the Newspaper with Porto Surcharges was the first type printed with the narrower gap. However this is not certain by any means.

This gives a potential print order of:

2.2mm Gap

Setting 1	Parliaments (from above analysis)
Setting 2	Postage Dues (from above analysis)
Setting 3	Vertical Definitives (from above analysis)
Setting 4	Surcharge on Harvesters (Gap remains at 2.2mm but plate was reset)
Setting 5(T)	Newspaper with Porto Surcharge (Potential Trial Printing)

1.6mm Gap

Setting 6	Newspaper with Porto Surcharge
Setting 7	Parliament with Surcharge

Conclusion

Studying the Postal History of the 1918-1922 is particularly rewarding, with new finds adding to the philatelic knowledge of this period.

Studying the “Occupation Francaise” issue is complicated, but hopefully this work contributes to the overall understanding of the subject andother collectors can add their own knowledge and examples from their own collection.

References

"Catologul Timbrelor Postale Romanesti, Volumul 1, 1858 – 1947", Bucharești 2006

"Questions and Answers", p24, Stamps of Hungary, June 2004 (response to Question regarding genuine and fake Arad Overprints)

Brainard, C – **"Catolog of Hungarian Occupation issues 1918-1921"**, New Jersey 2006

Cserni, G – **"Stampile Falseale Cenzurii Marul Rosu"**, p10-p11, Filatelia, 5/2003.

Cserni, G – **"The French Occupation and the Local Overprints of Arad"**, p3-p13 Studii Filatelice Braşovene, Issue 3 2009

Cserni, G – **"The Particulars of the Local Stamp Issue 'The French Occupation' in Arad"**, p26-p27 Studii Filatelice Braşovene, Issue 1 2011

Ettre, L S – **"Baranya 1919/1920"** in Stamps of Hungary, v124 March 1996, p28 – p30

Grecu, Dr D - **"Questions and Answers"**, Stamps of Hungary, p22, March 2000 (Response to Questions regarding the Maru Rosu censor)

Grecu, Dr D - **"Multiple and Mixed Censoring in the Banat and Transylvania – 1919"**

Grecu, Dr D – **"Armata Franceza in Banat si Arad (1918-1919): Aspect Istorice, Militare, Politice si Postale"**, Buletinul Cercului de Studii al Istoriei Postale din Ardeal, Banat, si Bucovina, AnXV1. Nr3.

Latham, JJ - **"Arad Issue – 1919"** (part 1), Stamps of Hungary, p5-p15, September 1966

Latham, JJ - **"Arad Issue – 1919"** (part2), Stamps of Hungary, p7-p10, September 1966

Lendon, M – **"The Regatul Romaniei Issues of Cluj and Oradea (1919), Overprints on Stamps of Hungary. A guide for Collectors"**, 2011

Miles, D – **"Reference Book of Overprints on Hungarian Stamps"**, Huntingdon, 1993

Sapira, Dr Ing M - **"On the 1919 overprint Trail, Part 4 – The 'French Occupation of Arad' Issue"**, Stamps of Hungary, p6, March 2005

Serendan, Dr T- **"About the Circulation of the Arad 1919 French Occupation Postage Stamps"**, p16-p19 Studii Filatelice Braşovene, , Issue 2 2010

Szalay, Dr A – **"Hohere Philatelie"**, 2 volumes, Sibiu, 1935

Szegedi, Ladislau – **"Catalogul de Cenzuri Telegut-Thielk – Completari"**, p1&4, Filatelia 5/97

Arad

1919 War Charities Stamps of 1916



3 sheets issued

Purchased from Bob Palmer (11/09) ex Dr Mircea Dragoteanu



42 sheets issued

Purchased from Bob Palmer (11/09) ex Dr Mircea Dragoteanu



32 sheets issued



Shifted "O"



Shifted "O"

Purchased from Bob Palmer (11/09) ex Dr Mircea Dragoteanu



Shifted "O"
Position IV, 10

Purchased from Barney 12/11



Position IV, 1

Purchased from Darabanth 12/11



Position VIII, 1

Purchased from Darabanth 12/11

Arad

1919 Harvester Types



249 sheets issued

Purchased from Bob Palmer (11/09) ex Dr Mircea Dragoteanu



539 sheets issued

Purchased from Bob Palmer (11/09) ex Dr Mircea Dragoteanu



20 sheets issued

Purchased from Bob Palmer (11/09) ex Dr Mircea Dragoteanu



212 sheets issued

Signed Flasch"

Purchased from Danny Demetriade (10/10)



99 sheets issued

Purchased from Bob Palmer (11/09) ex Dr Mircea Dragoteanu



223 sheets issued

Shifted "O"

Purchased from Danny Demetriade (10/10)



5 sheets issued

Purchased from Danny Demetriade (10/10)

Signed Flash and 3 others



8 sheets issued

Purchased from Danny Demetriade (10/10)

Signed Flash and one other

The 35f Harvester was overprinted in 3 sheets.

By analysis of the centring of the stamp, these 2 stamps are from 2 of the 3 sheets



Purchased from Danny Demetriade (10/10)

Signed Pape and Bodor



Purchased from Danny Demetriade (10/10)

Signed Pape and Bodor

Arad



Shifted "O"



Shifted "O"



Shifted "O"



Shifted "O"



Shifted "O"



Shifted "O"

Purchased from
Darabanth (12/11)



Shifted "O"
Partially missing the t & i in Occupation

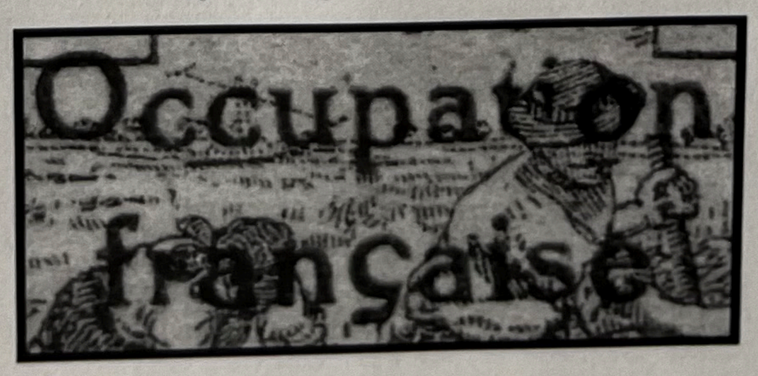

Arad



Shifted "O"
Position X, 4



Shifted "O"
Partially missing c in Occupation

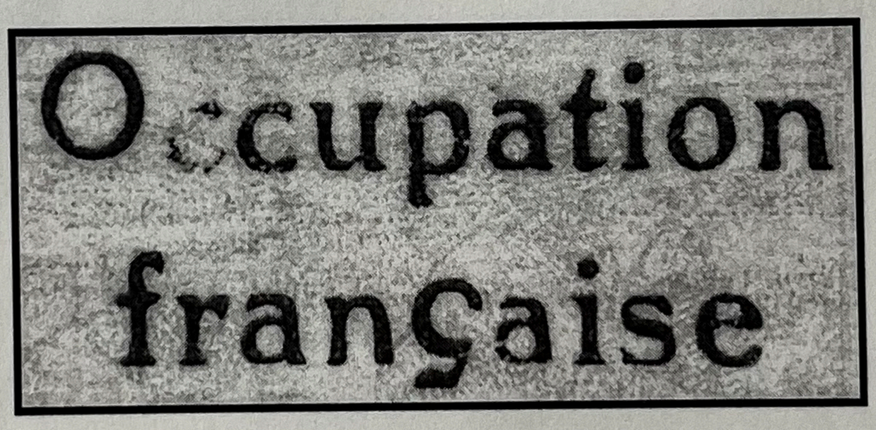



position IV, 2 - "Broken O" and "Broken second O"
99 stamps with this variety

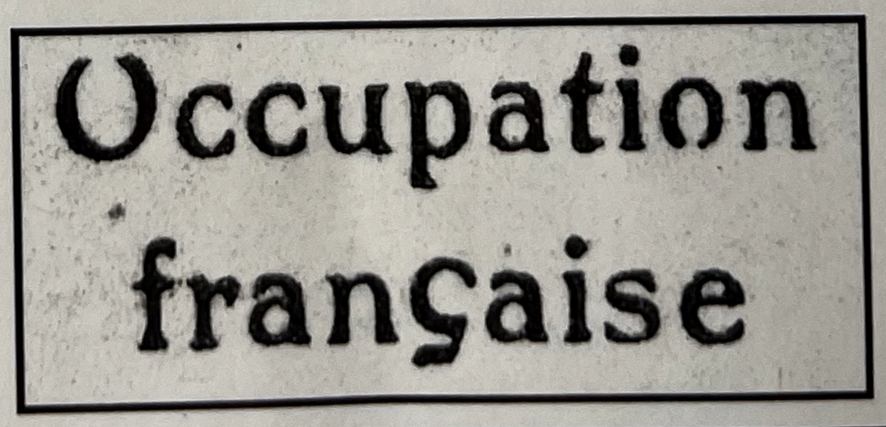

Arad



Block of 34

Purchased from Bob Palmer (7/15)

This block is from I,3 to IV,10

Identifiable from the "Shaved O" in position I, 4 to I,6 and the "Broken O" and "Broken second O" in position IV, 2

Arad



Horizontal strip of 5

Purchased from Bob Palmer (7/15)



Horizontal strip of 5

Purchased from Bob Palmer (7/15)



Horizontal strip of 5

Purchased from Bob Palmer (7/15)



Marginal Block of 10, position III,1 to IV,5

Identifiable from the "Broken O" and "Broken second O" in position IV, 2

Purchased from Bob Palmer (11/09)

Arad

1919 Double Overprint on 5f Harvester

Purchased from Darabanth Auctions 11/10

Print quantity unknown, but likely to only exist in very small quantities





1919 Inverted Overprint on 6f Harvester

Signed Brainard

Purchased from Darabanth Auctions 11/09 (ex Stark Collection)

Print quantity unknown, but likely to only exist in very small quantities.

Sheet A



1919 Inverted Overprint on 6f Harvester

Print quantity unknown, but likely to only exist in very small quantities

By analysis of the centring of the stamp, this is likely to be from a different sheet than the ex Stark Stamp on previous sheet – **Sheet B**





1919 Pair of Inverted Overprint on 6f Harvester

Purchased from Darabanth Auctions (11/10)

Signed Cserni

Print quantity unknown, but likely to only exist in very small quantities

By analysis of the centring of the stamp, this is likely to be from a different sheet than either of the stamps on the two previous sheets – **Sheet C**





1919 Inverted Overprint on 6f Harvester

Purchased from Bob Palmer (7/15)

Print quantity unknown, but likely to only exist in very small quantities

By analysis of the centring of the stamp, this is likely to be from the same sheet as the pair on the previous page - **Sheet C**



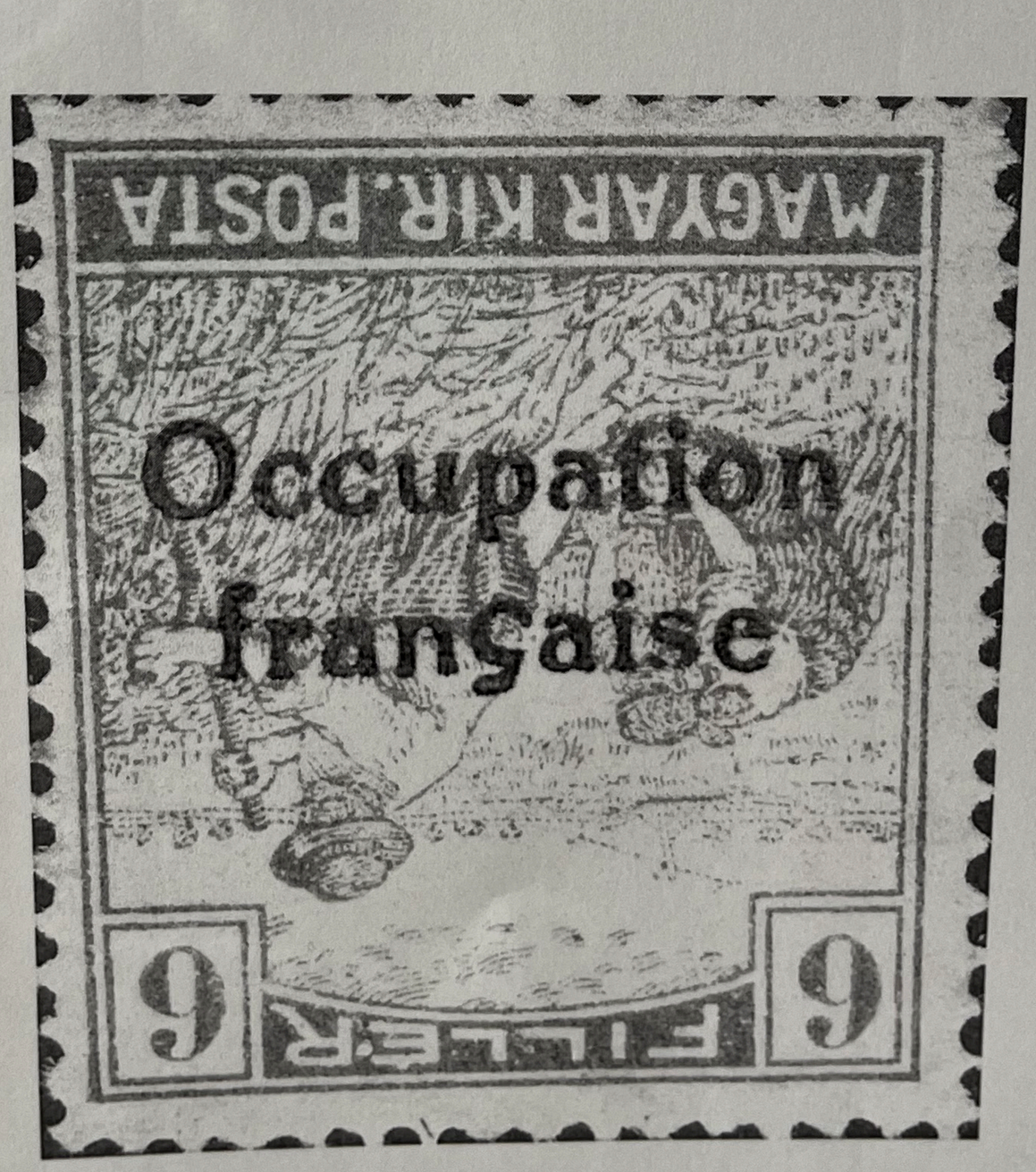

1919 Inverted Overprint on 6f Harvester

Purchased from Bob Palmer (7/15)

Print quantity unknown, but likely to only exist in very small quantities

By analysis of the centring of the stamp, this is likely to be from a different sheet from the previous examples - **Sheet D**





1919 Inverted Overprint on 6f Harvester

Print quantity unknown, but likely to only exist in very small quantities

By analysis of the centring of the stamp, this is likely to be from a different sheet than any of the stamps on the previous sheets – **Sheet E**





1919 Inverted Overprint on 10f Harvester

Signed Bodor

Purchased from Darabanth Auctions 11/09 (ex Stark Collection)

Print quantity unknown, but likely to only exist in very small quantities – **Sheet A**





1919 Inverted Overprint on 10f Harvester

Print quantity unknown, but likely to only exist in very small quantities

By analysis of the centring of the stamp and of the overprint, this is likely to be from the same sheet as the ex Stark Stamp on previous sheet – **Sheet A**





1919 Inverted Overprint on 10f Harvester

Print quantity unknown, but likely to only exist in very small quantities

By analysis of the centring of the stamp and of the overprint, this is likely to be from a different sheet from the stamps on the previous 2 pages – **Sheet B**





1919 Inverted Overprint on 10f Harvester

Print quantity unknown, but likely to only exist in very small quantities

By analysis of the centring of the stamp and of the overprint, this is likely to be from a different sheet from the stamps on the previous pages – **Sheet C**





1919 Double Overprint on 15f Harvester

Shifted Overprint - Signed Bodor and Flasch

Purchased from Darabanth Auctions 11/09 (ex Stark Collection)

Print quantity unknown, but likely to only exist in very small quantities – **Sheet A**





1919 Double Overprint on 15f Harvester

Shifted Overprint

Print quantity unknown, but likely to only exist in very small quantities. By analysis of the centring of the stamp, this is likely to be from a different sheet than the stamp on the previous page – **Sheet B**





1919 Harvester Types with additional Surcharge

The additional surcharge typeface was made of alternating thick and thin numerals on each row of the sheet

50 sheets issued



Thin Numerals

Purchased from
Danny Demetriade
(10/10)



Thick Numerals

Purchased from
Danny Demetriade
(10/10)







Thin Numerals

Position VIII,1

Purchased from Bob
Palmer (7/15)

This marginal example (and the one on the subsequent pages) show that the Thick Numerals were printed on the odd rows (1, 3, 5, 7, 9) and the Thin Numerals were printed on the even rows (2, 4, 6, 8, 10)

Arad



Thick Numerals

Position I, 6

Purchased from Bob Palmer (7/15)

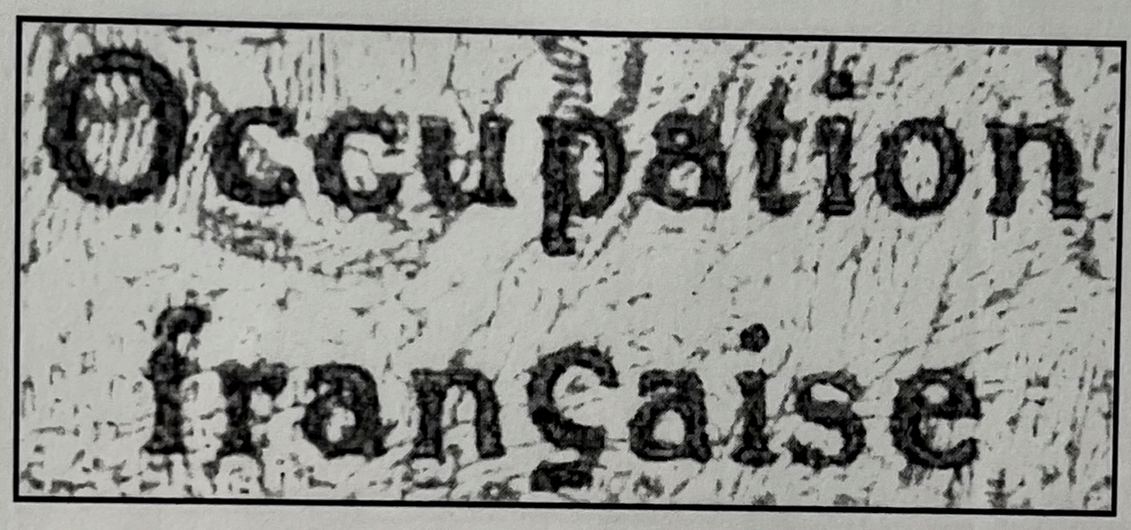

This stamp is important as the non-surcharged overprints at position I,6 have the distinctive Raised "O" with shaved top variety. However this stamp with its selvedge clearly identifying it from this position does not have this variety.

This indicated that the plates were taken apart and re-set for surcharged overprints, which is important in understanding the print order. It demonstrates that the surcharges stamps (45f on 2f harvester, 50f on 3f harvester, 10k on 1k parliament, and the Porto on newspaper) were probably printed at the end of the print run.

See also blocks of the surcharged Harvesters and the 10k on 1k Parliament example from the same sheet position.



Corner Block of 6 (IX,1 to X,3)

Position X,2 has the raised "O" variety, which (in line with the other marginal pieces of this surcharged stamp) is not a position with this variety for the non-surcharged stamps.

This indicated that the plates were taken apart and re-set for surcharged overprints, which is important in understanding the print order. It demonstrates that the surcharges stamps (45f on 2f harvester, 50f on 3f harvester, 10k on 1k parliament, and the Porto on newspaper) were probably printed at the end of the print run.

This block clearly shows that the Thick Numerals were printed on the odd rows (1, 3, 5, 7, 9) and the Thin Numerals were printed on the even rows (2, 4, 6, 8, 10)

1919 Shifted Overprint on Vertical Pair - 45f on 3f Harvester Types

Purchased from Darabanth Auction (10/10)

Signed Bodor and one other





1919 Harvester Types with additional Surcharge

The additional surcharge typeface was made of alternating thick and thin numerals on each row of the sheet

50 sheets issued



50 Sheets Issued

Thin Numerals

Purchased from Bob Palmer (11/09) ex Dr Mircea Dragoteanu



50 Sheets Issued

Thick Numerals

Purchased from Bob Palmer (11/09) ex Dr Mircea Dragoteanu







Shifted "O"

Thin Numerals

Purchased from Bob Palmer (7/15)



Shifted "O"

Thick Numerals

Purchased from Bob Palmer (17/15)

1919 Harvester Types with additional Surcharge

The additional surcharge typeface was made of alternating thick and thin numerals on each row of the sheet

50 sheets issued



50 Sheets Issued

Thin Numerals

Purchased from Bob
Palmer (11/09)
ex Dr Mircea
Dragoteanu





50 Sheets Issued

Thick Numerals

Purchased from Bob
Palmer (11/09)
ex Dr Mircea
Dragoteanu



Arad



Marginal Block of 6 (I,3 to II,5)

This block shows none of the varieties expected for the non-surcharged stamps.

Position I,4 - Raised "O" with shaved top
Position I,5 - Raised "O" with shaved top
Position II,4 - Raised "O"
Position II,5 - Raised "O"

This indicated that the plates were taken apart and re-set for surcharged overprints, which is important in understanding the print order. It demonstrates that the surcharges stamps (45f on 2f harvester, 50f on 3f harvester, 10k on 1k parliament, and the Porto on newspaper) were probably printed at the end of the print run.

This block clearly shows that the Thick Numerals were printed on the odd rows (1, 3, 5, 7, 9) and the Thin Numerals were printed on the even rows (2, 4, 6, 8, 10)

1919 Double Overprint - 50f on 3f Harvester Types

Purchased from Danny Demetriade (10/10)

Print quantity unknown, but likely to only exist in very small quantities





Arad

1919 Parliament Types



68 sheets issued

Purchased from Bob Palmer (11/09)
ex Dr Mircea Dragoteanu



207 sheets issued

Shifted Overprint

Purchased from Bob Palmer (11/09)
ex Dr Mircea Dragoteanu



147 sheets issued

Purchased from Bob Palmer (11/09)
ex Dr Mircea Dragoteanu



27 sheets issued

Purchased from Bob Palmer (11/09)
ex Dr Mircea Dragoteanu



136 sheets issued

Purchased from Bob Palmer (11/09)
ex Dr Mircea Dragoteanu



23 sheets issued

Purchased from Bob Palmer (11/09)
ex Dr Mircea Dragoteanu



30 sheets issued

Purchased from Bob Palmer (11/09)
ex Dr Mircea Dragoteanu



3 sheets issued

Purchased from Bob Palmer (11/09)
ex Dr Mircea Dragoteanu

1919 10k Parliament

Position IV, 2 - "Broken O" and "Broken second O" 68 stamps with this variety

3 Stamps with this variety



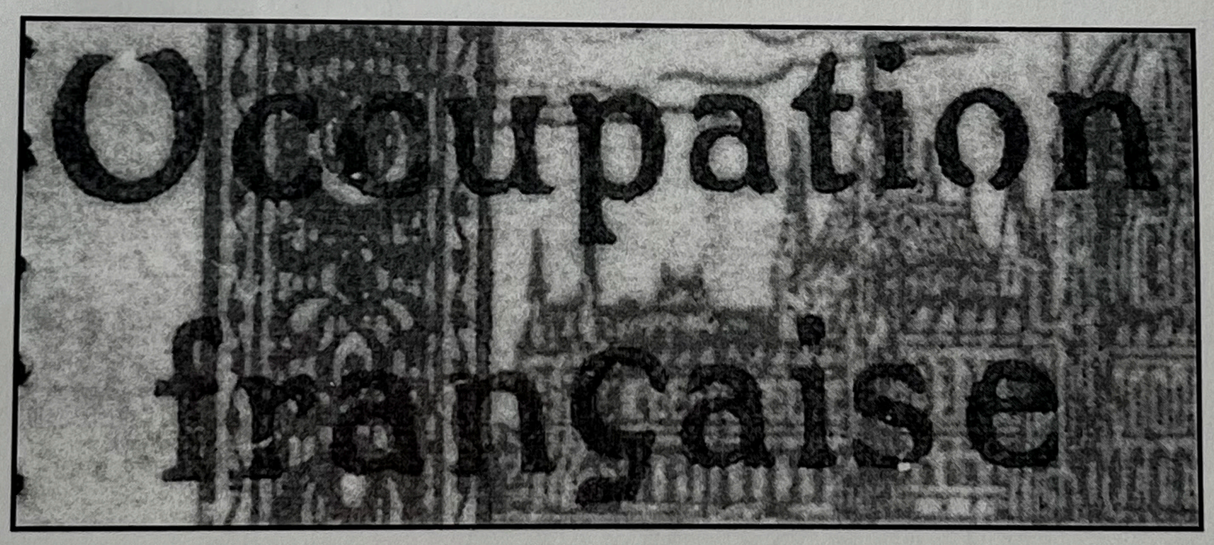

Arad



Broken "S"





position IV, 2 - "Broken O" and "Broken second O" 68 stamps with this variety

Signed Bodor,
Purchased from Darabanth Auctions (11/10)

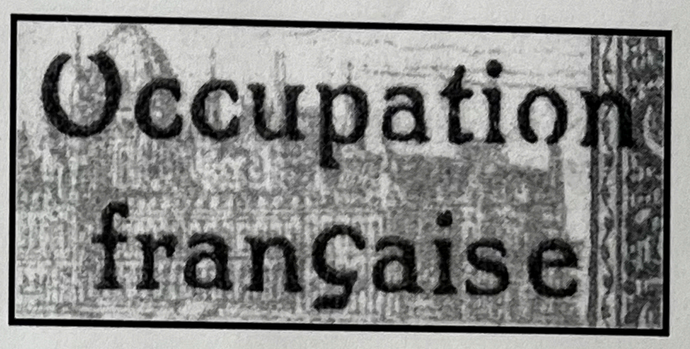



Partially Missing O and a in Occupation

Singed Pape

Purchased from MG Read (10/10)

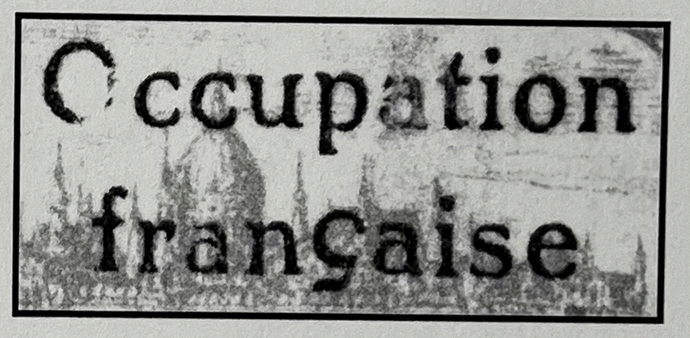



Shifted and Shaved "O"

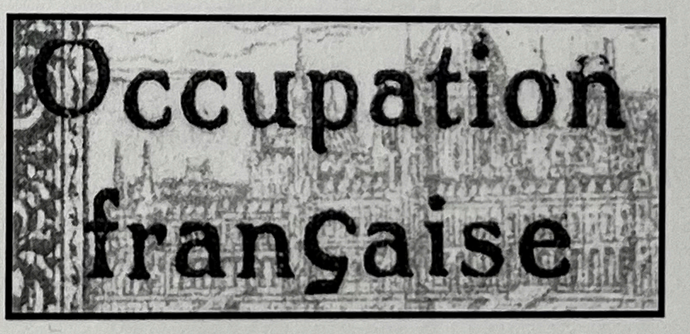



Shifted "O"

Partially missing n

Purchased from Darabanth (12/11)



Arad



Shifted “O”



Shifted “O”



Shifted “O”

Shifted “A” in francaise



Shifted “O”

Purchased from Darabanth (12/11)



Shifted “O”



Shifted “O”



Shifted “O”



Shifted “O”

Purchased from Darabanth (12/11)



Shifted “O”

Arad



Position V, 1

Purchased from Darabanth (11/12)



Position I, 7

Purchased from Darabanth (11/12)



Position II, 1 - Shifted "O"

Purchased from Darabanth (11/12)



Position VI,1 to X,1

Signe Pape

Purchased from Bob Palmer (7/15)

1919 Inverted Overprint on 75f Parliament

Signed Bodor

Purchased from Darabanth Auctions 11/09 (ex Stark Collection)

Print quantity unknown, but likely to only exist in very small quantities





1919 Inverted Overprint on 2k Parliament

Signed Cserni

Purchased from Darabanth Auctions (11/10)

Print quantity unknown, but likely to only exist in very small quantities





Arad

1919 Karl & Zita Stamps



4 sheets issued

Shifted Overprint

Purchased from Bob Palmer (11/09) ex Dr Mircea Dragoteanu



466 sheets issued

Purchased from Bob Palmer (11/09) ex Dr Mircea Dragoteanu



168 sheets issued

Shifted "O"

Purchased from Bob Palmer (11/09) ex Dr Mircea Dragoteanu



120 sheets issued

Shifted "O"

Purchased from Bob Palmer (11/09) ex Dr Mircea Dragoteanu



Position IV, 10



Shifted "O"



Shifted "O"



Shifted "O"



Shifted "O"





Shifted "O"

Arad



Marginal Block (IV,1 to V,2)

Purchased from Bob Palmer (7/15)



Corner Block (I,10 to II,10)

Purchased from Bob Palmer (7/15)



Corner Block (I,7 to II,10)

CTO with Arad cds



Marginal Strip (VI,1 to VI,5)

Raised "O" at VI,4 and V1,5

Purchased from Bob Palmer (7/15)

1919 Inverted Overprint on 25f Karl

Signed Bodor

Purchased from Darabanth Auctions 11/09 (ex Stark Collection)

Print quantity unknown, but likely to only exist in very small quantities – **Sheet A**





1919 Inverted Overprint on 25f Karl

Signed Cserni

Purchased from Darabanth Auctions (11/10)

Print quantity unknown, but likely to only exist in very small quantities

By analysis of the centring of the stamp, this is likely to be same sheet as the ex-Stark example – **Sheet A**





1919 Inverted Overprint on 25f Karl

By analysis of the centring of the stamp, this is likely to be from the same sheet as the ex Stark stamp and the stamp on the previous page – **Sheet A**





1919 Inverted Overprint on 25f Karl

Purchased from Danny Demetriade (10/10)

Print quantity unknown, but likely to only exist in very small quantities

By analysis of the centring of the stamp, this is likely to be from a different sheet than the ex Stark and other stamps on the previous pages – **Sheet B**





1919 Inverted Overprint on 40f Zita

Signed Bodor

Purchased from Darabanth Auctions 11/09 (ex Stark Collection)

Print quantity unknown, but likely to only exist in very small quantities





Arad

1919 Harvester Types overprinted “Koztarsasag”



213 sheets issued

Purchased from Bob Palmer (11/09) ex Dr Mircea Dragoteanu



220 sheets issued

Shifted “O”

Purchased from Bob Palmer (11/09) ex Dr Mircea Dragoteanu



635 sheets issued

Shifted “O”

Purchased from Bob Palmer (11/09) ex Dr Mircea Dragoteanu



33 sheets issued

Purchased from Bob Palmer (11/09) ex Dr Mircea Dragoteanu



3 sheets issued

Purchased from Darabanth (4/12)



27 sheets issued

Shifted “O”

Partially missing “I” in Occupation

Purchased from Bob Palmer (11/09) ex Dr Mircea Dragoteanu



212 sheets

Shifted “O”