

SECOND ISSUE.

Printed in lithography by Victor Penasson of Alexandria. The design was engraved four times (2 x 2) for each value. The resulting blocks of four served to form the entire sheets of 200 stamps. As these four designs were engraved separately by hand, the four designs became slightly different and, therefore, four die varieties, so called types, can be distinguished on all these stamps.

All stamps have a so called watermark, depicting a crescent with a star. This watermark was impressed on the sheets after they had been printed.

Normally perforated 15 x 12 1/2.

1867, Aug. 1st.

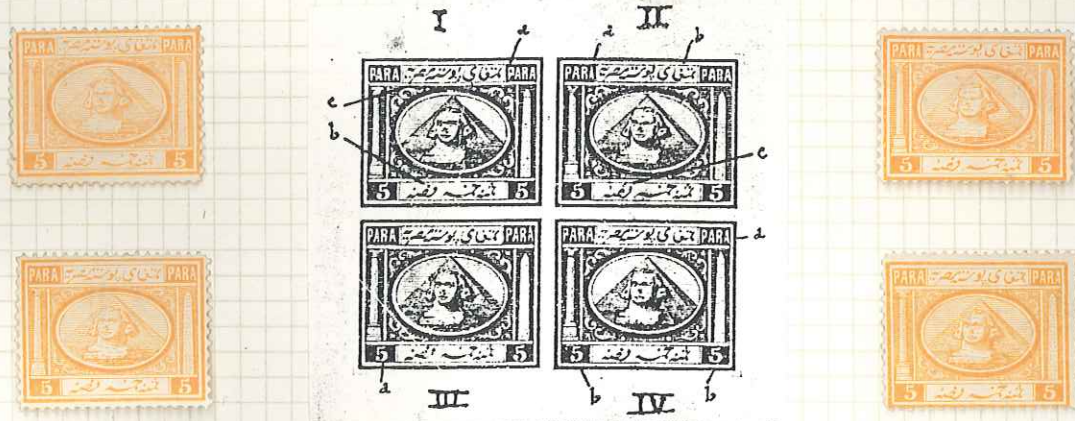


1869, July. Changed colours.



SECOND ISSUE.

5 para.



Description of the four die varieties:

- Var. I: a) The "P" of PARA in the upper right corner has a larger head than that in the opposite corner.
b) The second dot from left in the lower label does not touch the frame line above.
c) The second Arabic letter from left in the upper label crosses the frame line underneath.
- Var. II: a) The second "A" of PARA in the top left corner is thin.
b) Of the three dots at right in the upper label, the first one from left is below the level of the others.
c) The second dot from left in the lower label almost touches the line above.
- Var. III: a) The figure "5" in the lower left corner is smaller and tends to wards left.
b) The space at right of PARA in the top left corner enlarges considerably more than in any other type.
- Var. IV: a) The second "A" of PARA in the top right corner is thin.
b) Both figures "5" are higher up than those of the other types.

SECOND ISSUE.

5 para

Var. III



Var. IV

NOT A FLAW (FOREIGN MATTER)

Coloured flaw in oval

Various coloured lines



In margin



Above apex



Below "R"



Above "5".



Minor flaws



Imperforate horizontally

SECOND ISSUE.

5 para

II

I

IV

III

Block of four showing the four varieties.



Shades

Perf. 23 x 12 1/2.

SECOND ISSUE.

5 para.



White flaw at "P" (No. 127)



No. 28 - 30

No. 38 - 40

The "chain" flaw (No. 30)



Flaw at left (No. 144)

Flaw at apex (No. 180)



PABA

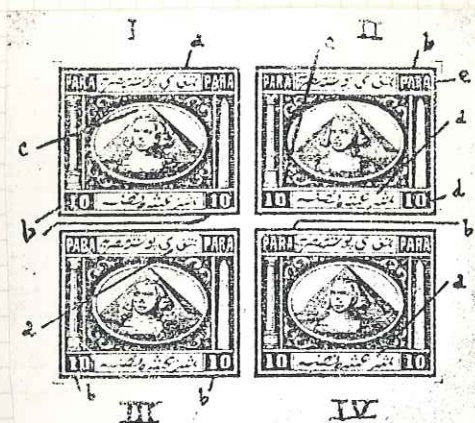
PARA with accent



Various flaws

SECOND ISSUE.

10 para.



Description of the four die varieties:

- Var. I: a) Of the three dots on the first word from right in the upper tablet the first one from left is above the level of the others.
- Var. II: b) The figures "1" in the lower corners are thin.
c) The top of the pyramid touches the oval frame line above.
- Var. III: a) The dot after the character ـ at bottom is missing. In varieties I and III this dot occurs.
b) The horizontal bar of the first "A" of PARA at right is almost absent or very faint.
c) The "0" of "10" at left has its centre displaced to the right, having also a slight projection at bottom towards the right.
d) The "0" of "10" at right is large and has a flattened bottom.
e) The second "A" of PARA at right is larger than those of the other varieties.
- Var. IV: a) Of the three dots at right in the upper tablet the first one from left is below the level of the others.
b) The two figures "1" in "10" are thicker than in var. I.
c) The top of the pyramid does not touch the oval frame line above.
- Var. IV: a) As in Var. II the dot after the character ـ at bottom is missing.
b) The second "A" of PARA at left is very thin.

SECOND ISSUE.

1867.

10 para

II

I

IV

III

Block of four showing the four varieties.



Shades




Invisible watermark

SECOND ISSUE.

10 para



Stone A.



Stone B.

Two different printing stones can be distinguished, called A and B. These two stones can most readily be differentiated by a study of the bottom label of Die Variety II.

Stone A was used for the printings prior to 1869. On this stone the Arabic character "hé" has by mistake been added to the text in the bottom label. In later states of this stone attempts have been made to


destroy this extra character by acid. Because of this a second state of the stone shows blurred but easily recognisable impressions of the "hé". A third state shows an almost complete destruction of the extra character.



First state



Second state



Third state

Stone B was used for the later impressions from 1869 on in the mauve shade. The figure "1" in the left lower corner shows a constant coloured indentation at the upper end. The accompanying "0" has its left shoulder either unbroken or, later on, broken.



SECOND ISSUE
1867.

10 para



"Crowned sphinx"



Flaws on face and on "1"



Line across "1"



NOT A FLAW
(DAMAGE TO SURFACE
OR STAMP)

Retouched white flaw



Short leg to "R"



Flaw at column

SECOND ISSUE.

1869

10 para



Shades



Weak printing

White obelisk



Blurred printing

SECOND ISSUE.

1869

10 para

Watermark impressed on face



Invisible watermark



High stamp

Narrow stamp



Offcentred



Coloured flaws at frame



White flaw in wig

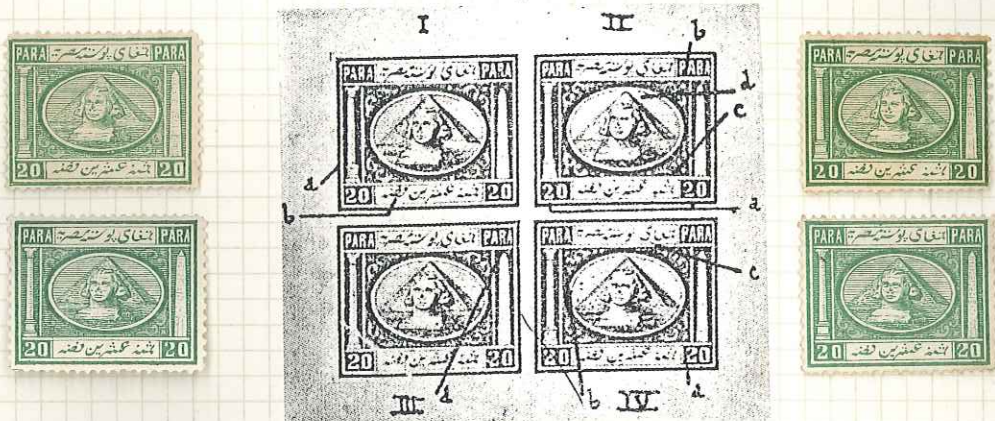
Damaged frame

Dropped signal


SECOND ISSUE.

1867

20 para.



Description of the four die varieties:

- Var. I: a) The shaft of the Ionic column is displaced to the left in relation to its capital and base.
 b) The second dot from the left in the bottom tablet touches the frame line above. This does not occur in the other types.
- Var. II: a) The figures "2" of "20" are thin and tipped to the left.
 b) The letters "P" and "A" of PARA at the right are widely spaced.
 c) In the bottom tablet, the three dots in the right-hand word are farther to the left than in the other varieties.
 d) The top of the pyramid does not touch the oval frame-line as it does in the other varieties.
- Var. III: a) The second "A" of PARA at the right is thin and leans to the right.
- Var. IV: a) Small white dot just before the "2" of "20" at the right.
 b) The foot of the "R" of PARA at left is broken and thick.
 c) The letter () in the upper tablet does not touch the frame line below it as it does in the other varieties.

As will be shown under variety IV at least two, probably three different stones were used for printing of this value.

SECOND ISSUE.

Var. IV.

20 para



Stone A



Stone B




Stone C

For the printing of this value at least two, but probably three stones were laid down, as can be seen from the stamps in Var. IV.


On the original die and on the original stone (here called stone B) there is a third dot over the last word at left in the lower label. On stone A there are only two dots, the third having been stopped out with paper on the die when the transfer was pulled. This procedure was forgotten when a second original stone (= Stone B) was required and, therefore, the third dot is visible on this latter stone.

Eventually an attempt was made to remove the extra dot by scraping the die. As this attempt was only partially successful, a ghost of the third dot can be seen on what is believed to be the third printing stone, Stone C.

STONE A



STONE B



SECOND ISSUE.

1867.

20 para



Shades



Engraver's guide line




Weak impression (white obelisk)

SECOND ISSUE.

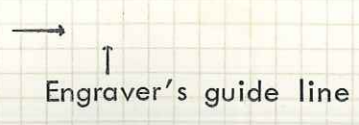
1869.

20 para



Shades

Weak impression (white obelisk)



SECOND ISSUE

1867.

20 para



*SURFACE
DAMAGE
to
STAMP*



III

Retouched? No

Doubled frame



*SURFACE
DAMAGE
to
STAMP*



*Can be
seen*



White flaws

Double impression + printed on both sides

Ditto, imperforate



Extra line of perforation

SECOND ISSUE.

1869

20 para



Perforation omitted



Offcentred



Narrow stamp



Double perforation

Watermark impressed on face



Without watermark

Invisible watermark



"A" joined to frame

SECOND ISSUE.

1867.

20 para



Broken "R":s



Uneven frame

Double impression (۵۰)



Damaged "0"

Broken character ۷



Constant flaw on obelisk



Various flaws

SECOND ISSUE.

1869.

20 para.



Weak impression



White flaws



Coloured flaws



Damaged "0"



Extra dot



Broken character



Damaged frame



Damaged stone

SECOND ISSUE.

1867


1 piastre.

For the printing of this value no less than seven printing stones can be differentiated, called stones A - E, X and Y. It is not possible to assign every single stamp to its proper printing stone. For many of them this can be done, however, due to two distinct characteristics.

A. Thus, all stamps occur with either two or three dots over the first right-hand word in the lower label. The correct spelling with three dots was changed after some time and the topmost, third dot was mistakenly erased on the printing stone. Therefore stamps with three dots emanate from early printings.



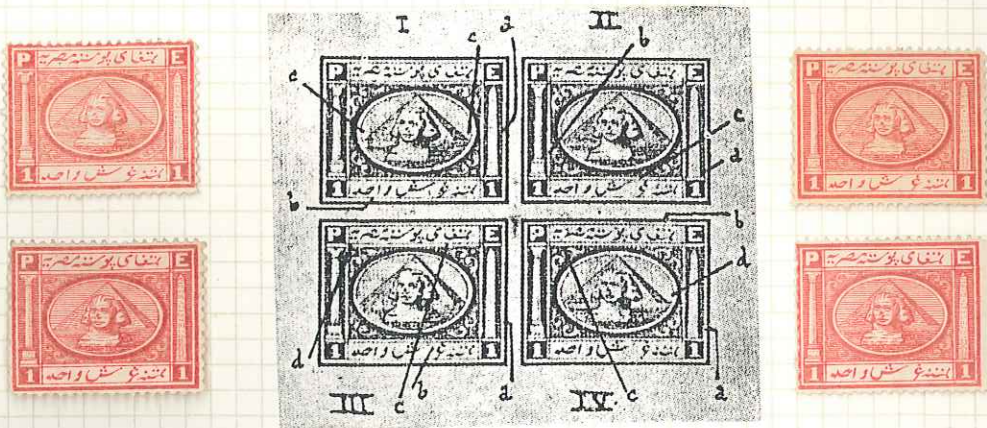
B. As on the 10 para value also on the 1 PT value an extra character was blunderously engraved in the lower label on the die, viz. the comma-shaped Arabic letter "wau". This character should be used for the plural form of the word "piastre" and can not be used for the 1 piastre value. When discovered on the original printing stone an attempt was made to destroy the extra "wau" and, therefore, only remains of it can be seen on stamps of early printings. In later printings it was stopped out by paper when the printing stones were laid out and no trace of the "wau" can be seen on the stamps.



SECOND ISSUE.

1867

1 piastre.



Description of the four die varieties:

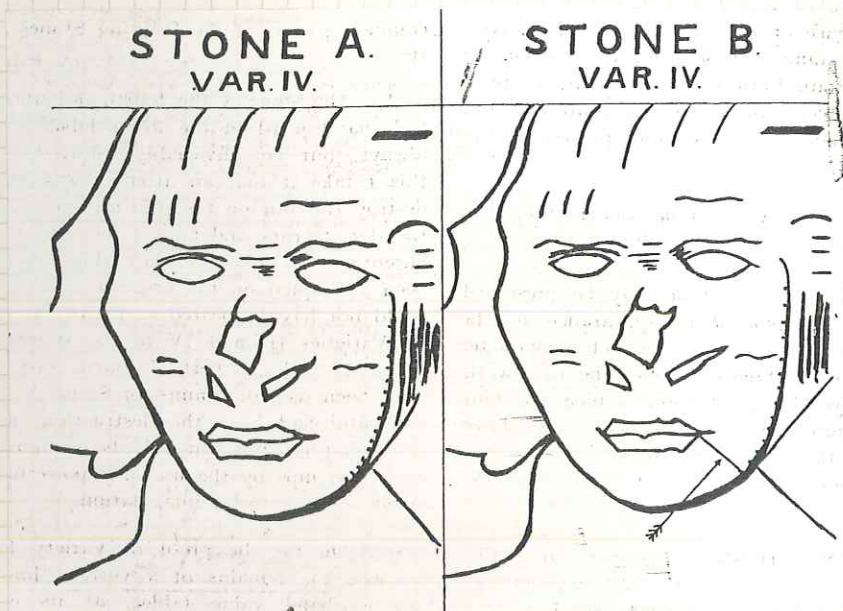
- Var. I: a) The obelisk is well centered in its frame.
b) The Arabic "A" (ا) in the left-hand word of the bottom tablet is farther from the "H" (هـ) to the left of it than in the other types.
c) The base of the pyramid is on equal distance from the two sides and does not touch the oval frame.
- Var. II: a) The obelisk is very large and centered to the left in its frame.
b) The Ionic column is centered to the right.
c) In the bottom tablet, the right-hand tail of the central character (ش) touches the interior frame line.
- Var. III: a) The obelisk is centered to the left.
b) In the bottom tablet, the Arabic "GH" (غح) is larger than in the other varieties and almost touches the dot above it.
c) In the upper tablet, the left-hand dot of the three dots over the right-hand word is above the level of the other two.
d) In the upper tablet, the left-hand dot of the left-hand word touches the inner frame line at the left.
- Var. IV: a) The obelisk is centered to the left, but not so much as in Var. II.
b) In the upper tablet, the three dots over the right-hand word are equally spaced and on the same level.
c) In the upper tablet, the Arabic "R" (ر) of the left-hand word

SECOND ISSUE.

1 piastre.

touches the inner frame line, which does not occur in the other varieties.

- d) In the bottom tablet, the right-hand word is horizontal instead of sloping down to the left as in the other varieties.



On the stamps in Var. IV an extra line occurs from the angle of the mouth of the sphinx ("dribbling sphinx") on printing stone B. On stamps from the stones C, D and E this line also occurs, but broken. On stamps from stones A, X and Y this line is totally absent.

Stone A



Stone B

SECOND ISSUE.

1867.

1 piastre.

Stone A.

- a) Distinct remains of "wau".
- b) Third dot present but often smudged.
- c) On Var. IV a small extra line ("crossbar") in lower left corner is present but often broken.
- d) On Var. IV the line from the mouth of sphinx is missing.

Var. I:



Var. II



Var. III



Var. IV



SECOND ISSUE.

1867.

1 piastre.

Stone B.

- a) Fragmentary remains of "wau" on Vars. I, II and IV, missing on III.
- b) Third dot present, on Vars. I and II often small.
- c) On Var. IV the crossbar is present.
- d) On Var. IV the line from mouth of sphinx is well marked.

Var. I



Var. II



Var. III



Var. IV



SECOND ISSUE.

1867.

1 piastre.

Stone C.

- a) Traces only from "wau".
- b) Third dot present on Var. III absent or with traces only on the others.
- c) On Var. IV the crossbar is usually broken, often absent.
- d) On Var. IV the line from mouth of sphinx is broken.

Var. I



Var. II



Var. III



Var. IV



SECOND ISSUE.

1867.

1 piastre.

Stones D and E.

- a) Constant dot from "wau" on Var. II. On Vars. I and IV specks from "wau" appear on few stamps from stone D.
- b) Third dot present on Vars. III and IV only.
- c) On Var. IV the crossbar is usually well marked.
- D) On Var. IV the line from mouth of sphinx is broken.

Stone D

Var. I



Var. IV



Stones D or E

Var. I



SECOND ISSUE.

1867.

1 piastre.

Stones D and E.

Var. II



Var. III



The topmost dot large
(Probably Stone D)

SECOND ISSUE.

1867.

1 piastre

Stones D and E.

Var. III



The topmost dot small
(Probably Stone E)

SECOND ISSUE.

1867.

1 piastre

Stone X.

- a) No traces from "wau".
- b) From the third dot there are fragments on Var. III, traces on Var. IV and nothing on the other varieties.
- c) On Var. IV the crossbar is broken.
- d) On Var. IV the line from the mouth of sphinx is missing.

Var. I



Var. II

Var. III



Var. IV

SECOND ISSUE.

1867.

1 piastre.

Stone Y.

- a) No traces from "wau".
- b) The third dot is entirely absent.
- c) On Var. IV there are traces of the crossbar.
- d) On Var. IV the line from the mouth of sphinx is missing.

Var. I



Var. II



SECOND ISSUE.

1867.

1 piastre.

Stone Y.

Var. III




Var. IV



SECOND ISSUE.

1867.

1 piastre



Various coloured flaws



Extra dots in the inscription



Flaws in the figures



Coloured figures




Red line across

Red line in obelisk

SECOND ISSUE.

1867.

1 piastre



Outer frames damaged or broken



Inner frame lines damaged or broken



Various coloured spots (smudged stone)

SECOND ISSUE.

1867

1 piastre



Smudged or blurred impression

SECOND ISSUE.

1867.

1 piastre



↑
Uneven oval



With offset impression on the back

Various coloured flaws



SECOND ISSUE.

1867.

1 piastre.

Inverted watermark

Perforation varieties

Rouletted at one side (double perforation)



Rough perforation vertically

Extra rows of perforation



Pin perforation at right

~~INCORRECT~~
(Normal) But (normal)

Rouletted at bottom
and pin perforation on three sides

SECOND ISSUE.

1867.

1 piastre



Invisible watermark

Watermark impressed on face



Engraver's guide lines



Broken obelisk

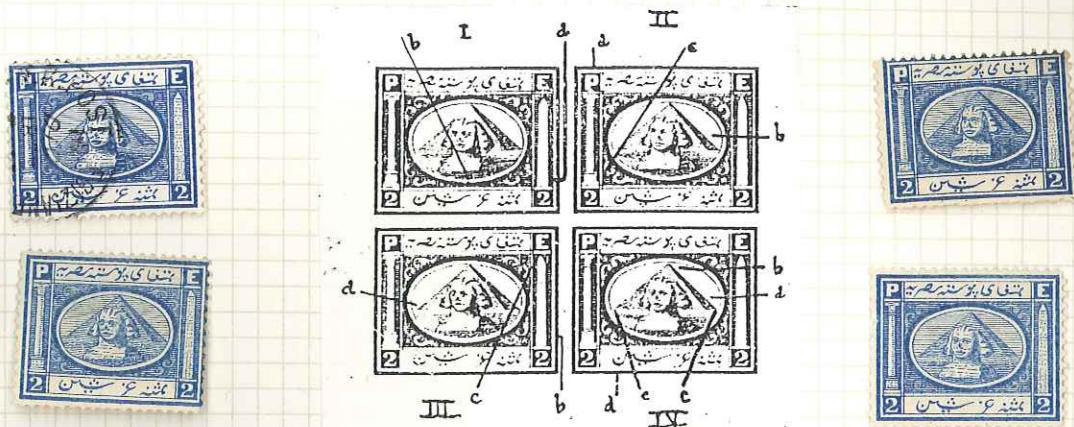
Oval wrongly drawn



Various white flaws

SECOND ISSUE

2 piastres



Description of the four die varieties.

Var. I: a) The obelisk is larger and shorter than in the other varieties.

b) A coloured mark protrudes from the outer oval frame just below the bosom of the sphinx.

Var. II: a) Letter "P" is farther to the right in its frame than in the other varieties.

b) The shaded face of the pyramid is not as large as in the other varieties.

c) The shaft of the Ionic column is shorter than in the other varieties.

Var. III: a) The base of the pyramid is farther from the oval frame at left than in the other varieties.

b) The base of the obelisk is narrower than in the other varieties.

c) The hieroglyphic inscription at the top of the obelisk gives an appearance of a horizontal line.

Var. IV: a) The shaded face of the pyramid appears to be about the same size as in Variety II.

b) The top of the pyramid does not touch the oval frame as it does in the other varieties.

c) The base of the pyramid is on equal distance from the two sides of the oval.

d) In the bottom tablet, the bottom of the left-hand Arabic character (ف) almost touches the inner frame line underneath.

SECOND ISSUE.

2 piastres.



Shades

Var. I.

Var. II

Pair



Offcentred

High stamp

Narrow stamp



Very weak wmk



incorrect
Wmk impressed on face

SECOND ISSUE.

2 piastres



Blurred impression



Engraver's guide line



Coloured flaws



Lines at frame

*position # 130
(unretouched)*

SECOND ISSUE.

2 piastres.

Imperforate at right

Pair imperforate vertically

Imperforate block of four, showing the four varieties



Additional dot + line in "P" The "worm track" flaw



White flaws below sphinx

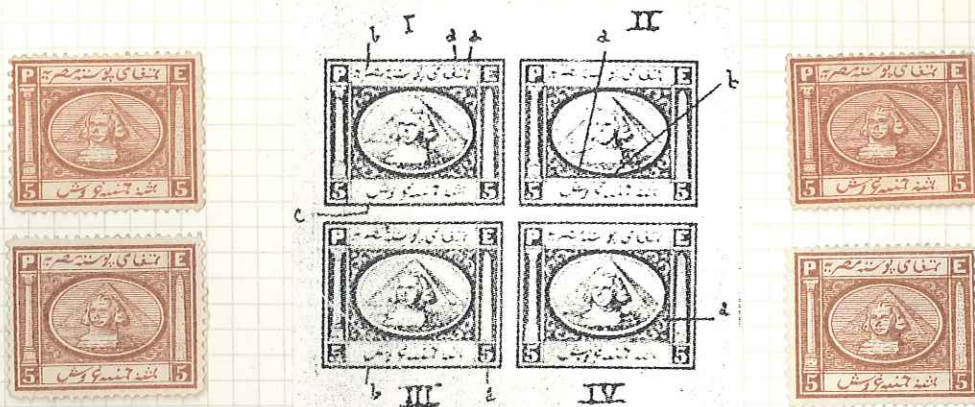


Damaged frame

SECOND ISSUE.

1867.

5 piastres.



Description of the four die varieties:

- Var. I: a) In the upper tablet, the three dots over the right-hand word are arranged with the left dot high and the right dot low.
b) In the upper tablet, the Arabic "R" (ر) in the left-hand word touches the inner frame line, unlike the other types.
c) In the bottom tablet, the left-hand character (ش) almost touches the inner frame line at bottom.
- Var. II: a) In the bottom tablet, the upper three dots over the left-hand character touches the inner frame line.
b) In the bottom tablet, the dot over the Arabic "GH" (غ) touches the inner frame line.
- Var. III: a) The "5" is thinner than in the other varieties.
b) In the bottom panel, the left-hand character (ش) almost touches the inner frame line at bottom.
- Var. IV: a) The outer oval is spaced farther from the frame at right and bottom than in the other varieties.

SECOND ISSUE

5 piastres.



W.M.K. Field



Shades

Var. I.

Var. II.

Pair



Late use: 28 Gen. 1872.



Flaw in oval line



Coloured dot of frame

Foreign matter
(Now removed)

Watermark impressed on face