

# EGYPT

The Second Issue


1869 10 Para Violet

A Plating Study  
on 18 pages

10 Para

1869

First Quarter:



10 Para

1869

First Quarter:



*one w/  
mark  
on  
face*

5



10 Para

1869

Second Quarter:



Photo >

10 Para  
1869

Second Quarter:



6



7



8



9

10

10 Para

1869


Third Quarter:



101 - 105

161 - 165

*Photo*



171 - 176

181 - 186

10 Para

1869

Third Quarter:



102

103



113




114

115



121



126



131

136



141

142



10 Para

1869

Third Quarter

152



154



176




181

187

10 Para

1869

Fourth Quarter:



106 - 110

166 - 170

Photo

10 Para

1869

Fourth Quarter:

106



110



wmk. on face




168

169

10 Para

1869

From Right Edge of Sheet:



*Handwritten mark*

Horned  
Obelisk




10 Para

1869



*Photo*  
←




*right edge*



10 Para

1869

*Photo*



*Photo*



*Photo*

*Photo*



10 Para

1869

I - II



10 Para

1869

III - IV



edge  
of  
sheet



wmk on face



edge  
of  
sheet



edge  
of  
sheet



wmk  
on  
face

BOTTOM OF SHEET

10 Para

1869

edge  
of  
sheet



10 Para

1869

Constant Plate Flaws:

Type I



Type II



wmk. on face.

Type III

Type IV



10 Para

1869

Non-constant Plate Flaws:

Type I



wmk. on face

Type II



10 Para

1869

Non-constant Plate Flaws:

Type III



wmk. on face



BOTTOM OF SHT.

Type IV



edge of sheet



edge of sheet

wmk. on face

10 Para

Shades:

1867



1869



worn plate



# **E G Y P T**

**The Second Issue**

**1867 10 Para Lilac**

**A Plating Study  
on 19 pages**

10 Para

1867



9

10



10 Para

1867



columns 1

2



Column 3 4

perhaps reversed



columns 5 6



column 5-6

10 Para

1867

I - II



Column 9-10

III - IV



Column 1-2



10 Para

1867

columns

6 7 8 9



column 8

10 Para

1867


Column

2

3

4

5



10 Para

1867



col.

3

4

5



col.

5

6

7

columns

5

6

10 Para  
1867

Columns

6

7

8



photo



10 Para

1867


Column 11

2

3

4

5



Column 9

9

10

col.

9

10



12



13

sheet fed in backwards so  
that pos. 1 acc on pos. 10  
but ups. ded down.


inv. perforator on  
sheet fed first

10 Para  
1867

Column

1

2



Columns

5

6



Columns

5

6



Column

3

4



10 Para  
1867

Vertical  
columns (?) 4




5

column

3

4



Columns

9


10

columns


4

5

(shifted left)



fragment  
of letter  
"heh"



21

Reversed perf.  
sheet had feet first

20



full  
letter  
"heh"

10 Para

Constant plate flaws:

Type 1

1867



10 Para

Constant plate flaws:

Type II

1867





10 Para

Constant plate flaws:

Type IV

1867



10 Para

Non-constant plate flaws:

Type I

1867





10 Para

Non-constant plate flaws:

Type III

1867



10 Para

Non-constant plate flaws:

Type IV

1867

